

# COASTER<sup>®</sup> 203500KW(B1 & B2)

**FINE FURNITURE**

CALIFORNIA KING SIZE BED

---

## ASSEMBLY INSTRUCTIONS COASTER FINE FURNITURE



[www.coastercompany.com](http://www.coastercompany.com)


## ASSEMBLY TIPS:

- 1.Remove hardware from box and sort by size.
- 2.Please check to see that all hardware and parts are present prior to start of assembly.
- 3.Please follow attached instructions in the same sequence as numbered to assure fast & easy assembly.



## Warning!


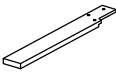
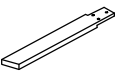
- 1.Don't attempt to repair or modify parts that are broken or defective. Please contact the store immediately.
- 2.This product is for home use only and not intended for commercial establishment.





ASSEMBLY TIME 20 MINUTES


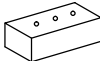
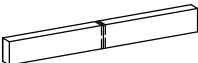
## PARTS IDENTIFICATION


## B1 (BOX 1)

- |   |   |                     |     |
|---|---|---------------------|-----|
| A |    | HEADBOARD PANEL     | 1PC |
| B |    | RIGHT HEADBOARD LEG | 1PC |
| C |  | LEFT HEADBOARD LEG  | 1PC |

## B2 (BOX 2)

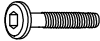



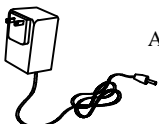
- |   |   |                               |      |
|---|---|-------------------------------|------|
| D |  | BED SLAT                      | 4PCS |
| E |  | BED SLAT SUPPORT WITH LEVELER | 8PCS |

- |    |   |                 |      |
|----|---|-----------------|------|
| F  |   | BED RAIL        | 2PCS |
| G  |   | FOOTBOARD LEG   | 2PCS |
| H  |  | FOOTBOARD PANEL | 1PC  |
| HB | 203500KW (B1)<br>*FROM BOX 1<br>HEADBOARD COMPLETE                                  |                 | 1PC  |








## HARDWARE IDENTIFICATION

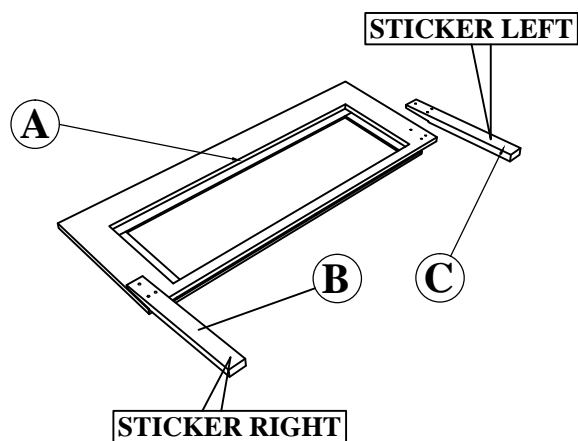
## Z - B1 (BOX 1) - Hardware pack is located in 203500KW (B1)

- |   |   |              |      |
|---|---|--------------|------|
| 1 |  | BOLT         | 6PCS |
| 2 |  | ALLEN WRENCH | 1PC  |
| 3 |  | FLAT WASHER  | 6PCS |
| 4 |  | LOCK WASHER  | 6PCS |
| 5 |  | ADAPTOR PLUG | 1PC  |

NOTE: PHILLIPS HEAD SCREW DRIVER IS REQUIRED IN THE ASSEMBLY PROCESS. HOWEVER, MANUFACTURER DOES NOT PROVIDE THIS ITEM.

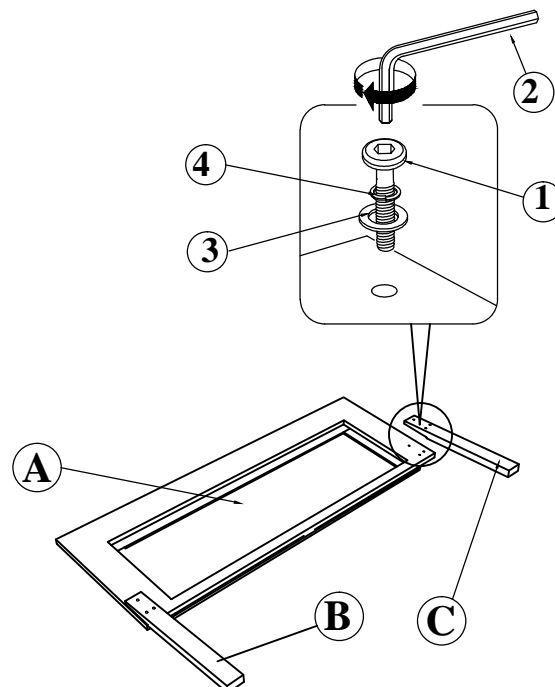
## Z - B2 (BOX 2) - Hardware pack is located in 203500KW (B2)

- |    |  |                       |      |
|----|--|-----------------------|------|
| 6  |   | SHORT FLAT HEAD SCREW | 8PCS |
| 7  |  | LONG FLAT HEAD SCREW  | 6PCS |
| 8  |   | BOLT                  | 8PCS |
| 9  |  | SMALL ALLEN WRENCH    | 1PC  |
| 10 |  | BIG ALLEN WRENCH      | 1PC  |

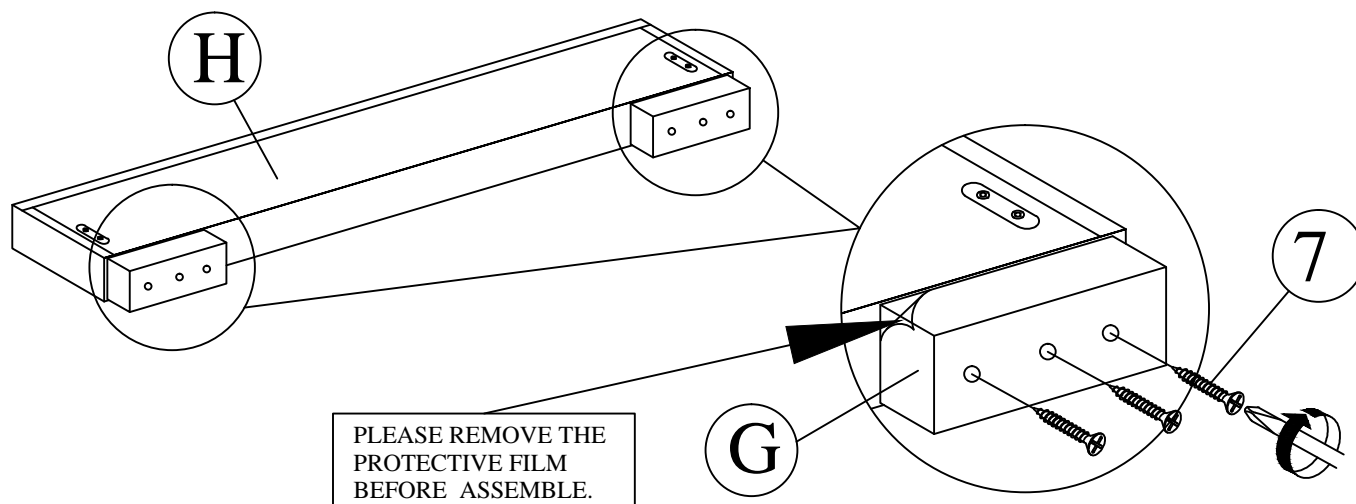
**203500KW (B1) - BOX 1****STEP 1**

\*\*BACK VIEW

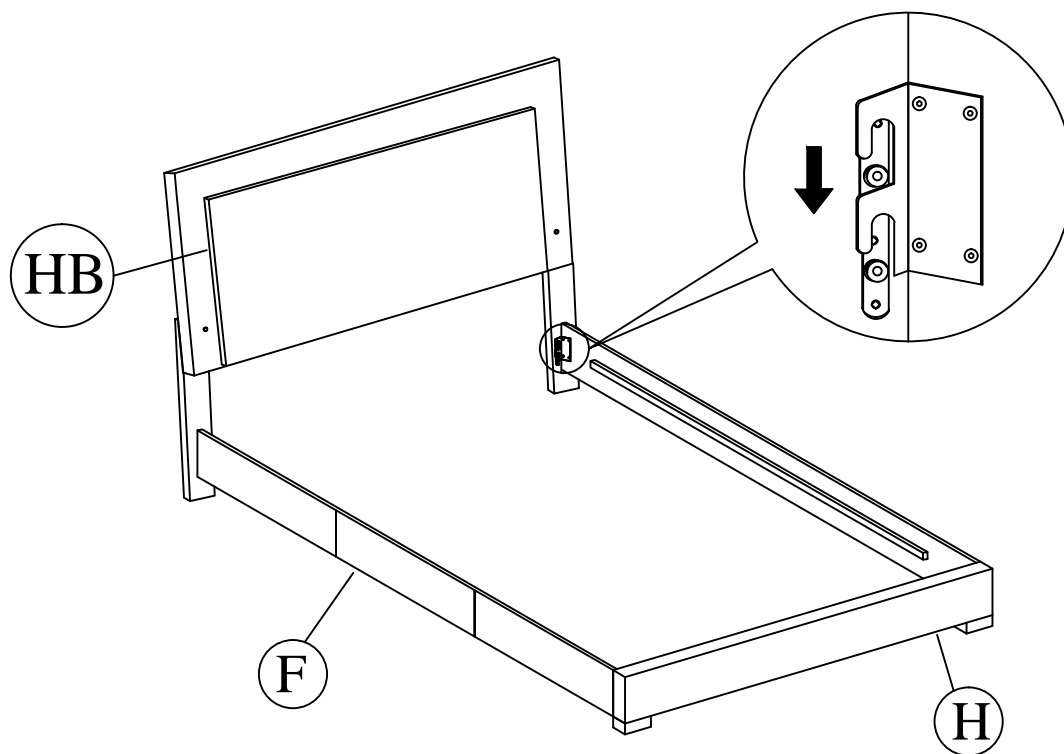
\*\*Please take note the marking on the leg \*\*

**STEP 2**

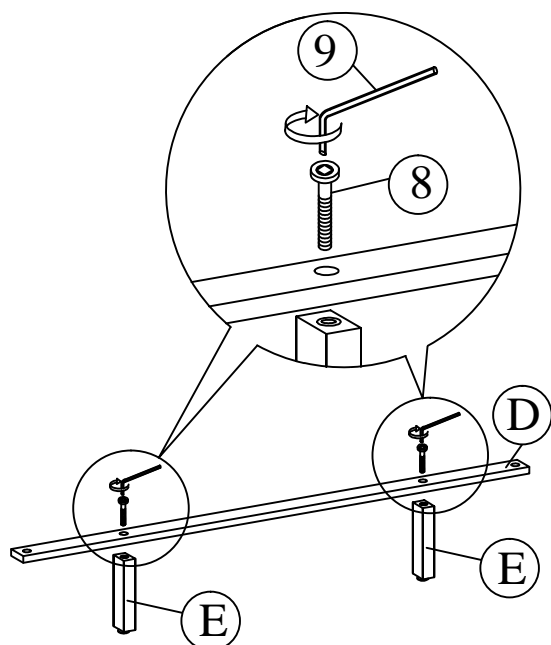
IF PURCHASE HEADBOARD ONLY, SKIP BELOW STEPS

**203500KW (B1 & B2) - BOX 1 & BOX 2****STEP 3**

### STEP 4



### STEP 5



### STEP 6

