


Foster Sinks

Michelangelo Sink 1B 30" x 15 6/8" UM S - **1418 660**

HIGHLIGHTS



Foster brushed finish

The exclusive finishes on Foster steels are the result of diligent research, the aim being to achieve the perfect combination between good looks and functionality. A distinctive feature, a true trademark that makes our products stand out for the ease with which they can be cleaned.



Sturdy sink

The quality of Foster sinks is also in the thickness. All models use top grade stainless steel to manufacture "sturdy" sinks with an elegant design.



Diamond shaped bottom

The water drainage on the base of the sink is a minimalist but original design, with perfectly square edges and a diamond shaped bottom that allows perfect flow of water



Accessories

The concept of functionality is a key element for Foster. Each sink is matched by a series of practical and elegant accessories that transform the sink into a functional working center.



Undermount

The classy and contemporary way to install a sink, here proposed in a wide range of different models and designs.



Series	Michelangelo Series
Model	Michelangelo 1B 30" x 15 6/8" UM S
material	AISI 304 stainless steel
finish	Satin finish
thickness	16 Gauge (1,5 mm)
Inset type	Undermount
overall dimensions	31 3/16" x 17 23/32"
bowls dimensions	1 bowl 26 27/32" x 15 3/4"
bowls dept	10"
Cut out	30" x 16 17/32" template provided
waste fitting type	3 1/2" space - with satin steel cover
bowls bottom	x cross bending for easy water draining
Underside	protected with heavy duty undercoating
fixing system	undermount fixing kit (brass insert and clips)
Accessories:	M4, N4, T2*, P2*, Z2*

* accessories to be used only with N4 chopping board

FAUCETS



Tube
cod. 8477 105



Hook
cod. 8479 105



Gamma 3 ways
cod. 8496 105

Highlights photographs are for illustration purposes only and may not reflect actual product.

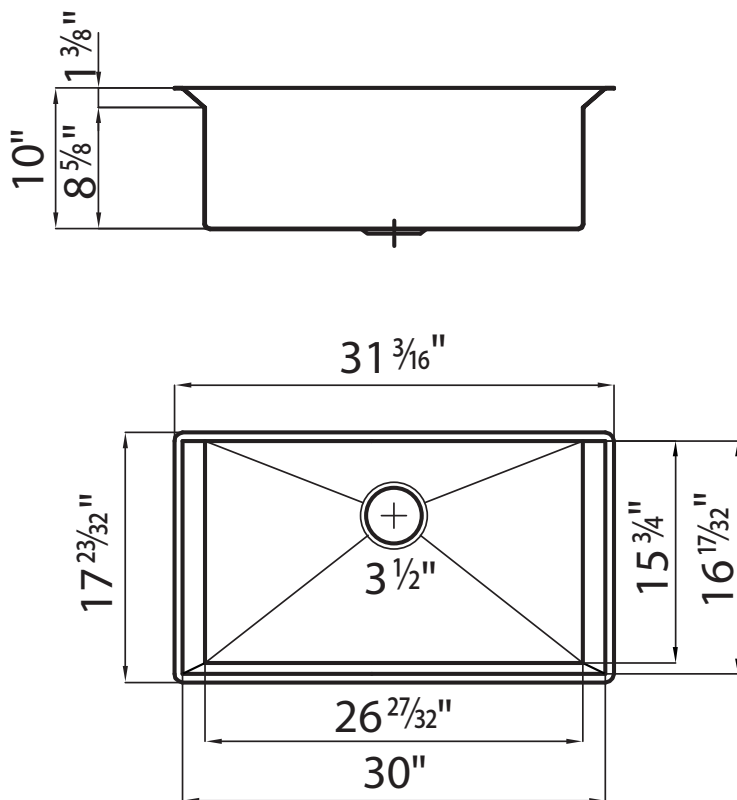
FOSTER MILANO INC.
6001 NORTH POWERLINE ROAD
FORT LAUDERDALE, FLORIDA 33309
info@foster-us.com
www.foster-us.com

Foster 
kitchen appliances

Foster Sinks

Michelangelo Sink 1B 30" x 15 6/8" UM S - **1418 660**

DIMENSIONS



ACCESSORIES



M4
Chopping board



N4
HDPE twin chopping board



T2*
stainless steel dishes holder



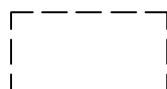
P2*
Grating kit, with ring support and food collection tray



Z2*
stainless steel perforated pan

* accessories to be used only with N4 chopping board

CUT OUT

 = cut-out size: 30" x 16 17/32"