

Jewel - Custom Tilt Out Range Hood

Integrated custom range hood

FABER

ON AIR. SINCE 1955



The Jewel comes with an unfinished metal front which you can attach your own custom cabinet face to. When tilted out the Jewel extends for a total depth of 20.5" from front to back, providing adequate coverage for most cook tops.

For a seamless look in the kitchen, the Jewel is your integrated solution. The Jewel tilts in, flush with your cabinets, neatly tucking the hood away. You supply your own custom cabinet face to integrate the Jewel in with your other cabinets. The hood is 18" tall which replaces your standard upper cabinet with an attractive stainless steel range hood with a 600 cfm PRO motor.

Model #	Size Color	Performance Range	Sound Levels
JEWL2430	24 / 30	200 - 600 CFM	3.5 - 6.5 sones
JEWL36	36	200 - 600 CFM	3.5 - 6.5 sones

front panel is unfinished, ready to accept a custom wood panel - 15 lb. maximum



Feature Chart

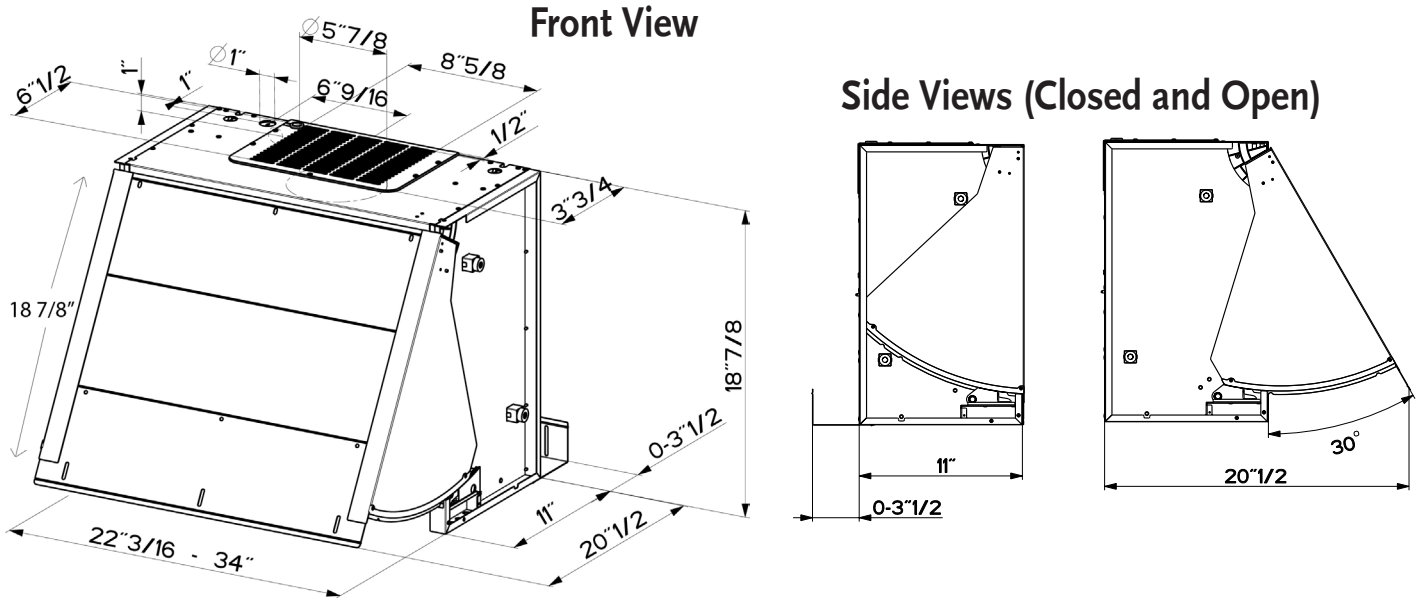
Product Dimensions	22 3/16" or 34" (W) x 18 7/8" (H) x 11" (D)
Convertible to Ductless / Recirculating	Yes - charcoal kit needed
Controls	3 Speed Push
Lighting	2 X 20 (W) Halogen
Ducting Top	6" Round
Grease Filters	dishwasher safe mesh
Auto On / Off	Yes - fan turns on when pulled out
Integrate front panel	Yes - Use your own custom wood front
Adjustable Mounting Hardware	Yes - up/down & in/out
Pro Motor with Metal Impellers	Yes
AC Input	120 V - 60 hz
AC Power	Max 490 W at 4.1 A
Annual Electricity Costs	\$5.29 / Year *

* Note – ran 30 minutes a day on low speed with the lights on, 365 days, using the North American average of 12.2 cents per kWh.

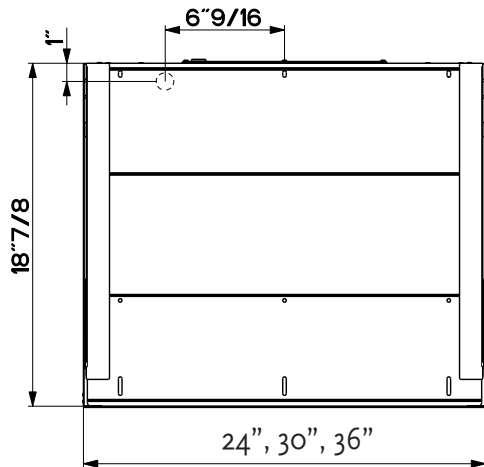
p.o. box 435 • Wayland, MA 01778 • tel: (508) 358-5353 • fax: (508) 358-5730 • e-mail: info@faberonline.com • www.faberonline.com

Dimensional Diagrams

(see installation instructions for more information)



Custom Front Panel Dimensions - for integrating the Jewel into your existing cabinetry




If you need a 30" wide cabinet, you would purchase the 24" Jewel and have a cabinet shop make a 30" wide by 18 7/8" high panel. Or your cabinet maker can fabricate 2 - (3") wide filler strips for either side of the 24" Jewel. For a 24" wide cabinet, make a 24" wide by 18 7/8" tall panel. For a 36" wide cabinet, make a 36" wide by 18 7/8" tall panel.

ACCESSORIES

Charcoal Filters # FILTER1

For recirculating installations, high quality, heavy duty filters ensure the removal of smoke and odors from the kitchen. Some ductwork is required to exhaust the unit out of the cabinet.



CFM Reducer Kit # CFMRED

For use in make up air environments where an under 300 cfm hood is required. This kit reduces the ducting to 5" round and reduces the cfm to under 300



WARNING! Product specifications are subject to change without notification. Consult the installation instructions before you begin installing this range hood.