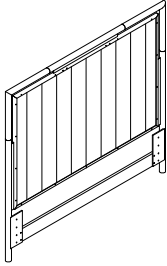
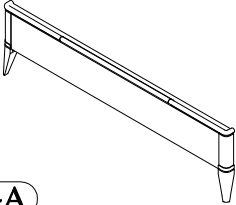
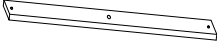

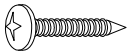


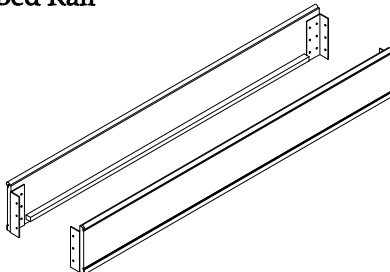
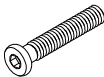
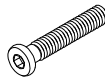




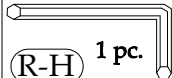
Hardware and Parts packed with the Headboard

Headboard Panel  (H-A) 1 pc.			

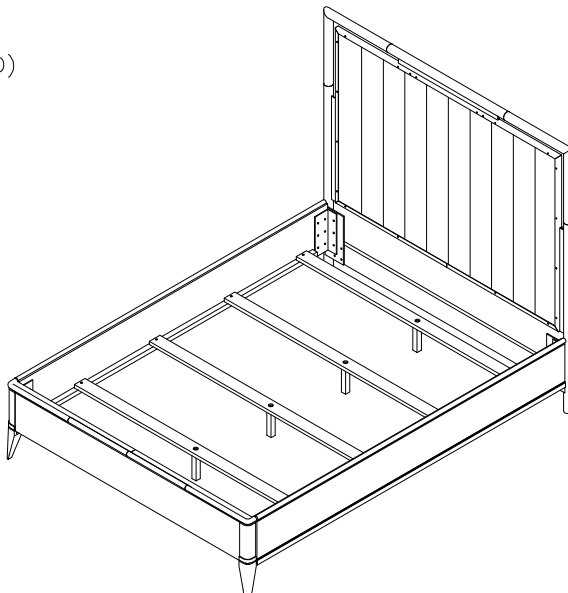
Hardware and Parts packed with the Footboard

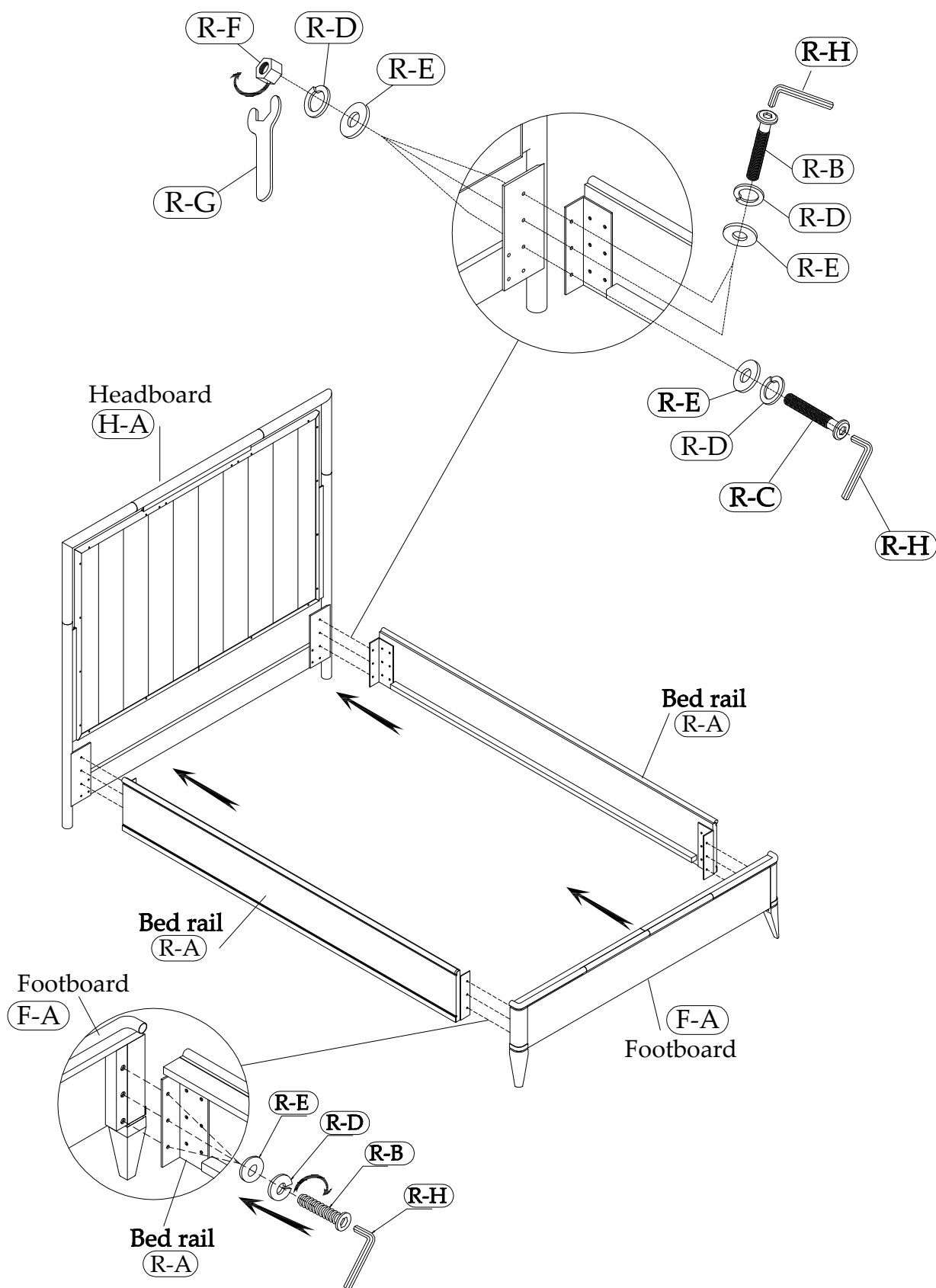
Queen Footboard  (F-A) 1 pc.	5/0 Wood Slat 61" Long  (F-B) 4 pcs.	Slat Support Leg 7-3/4" long with leveler  (F-C) 4 pcs.	#8 x 1" Wood Screw  (F-D) 8 pcs.	
--	---	---	---	--

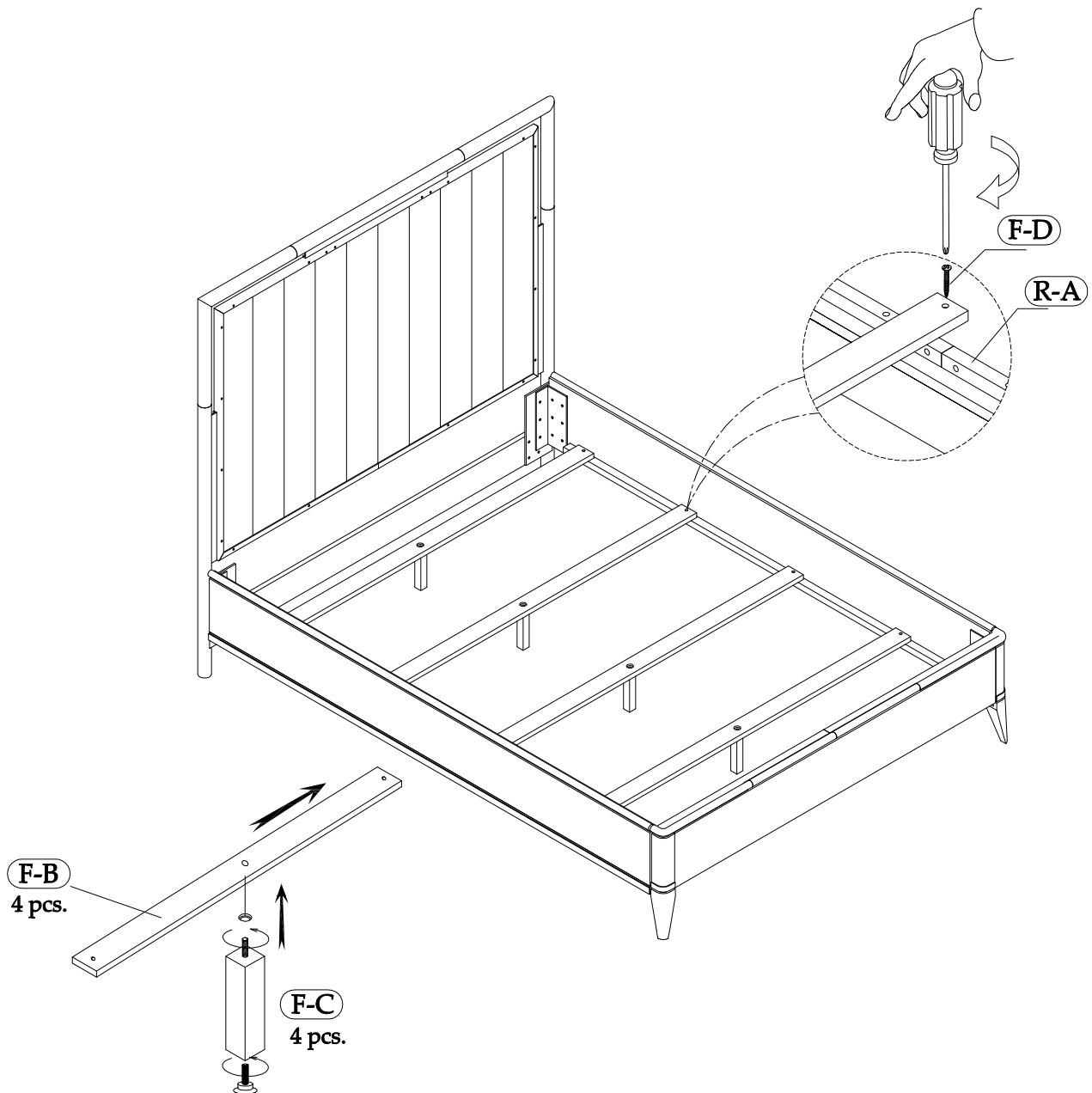
Hardware and Parts packed with the Bed Rails

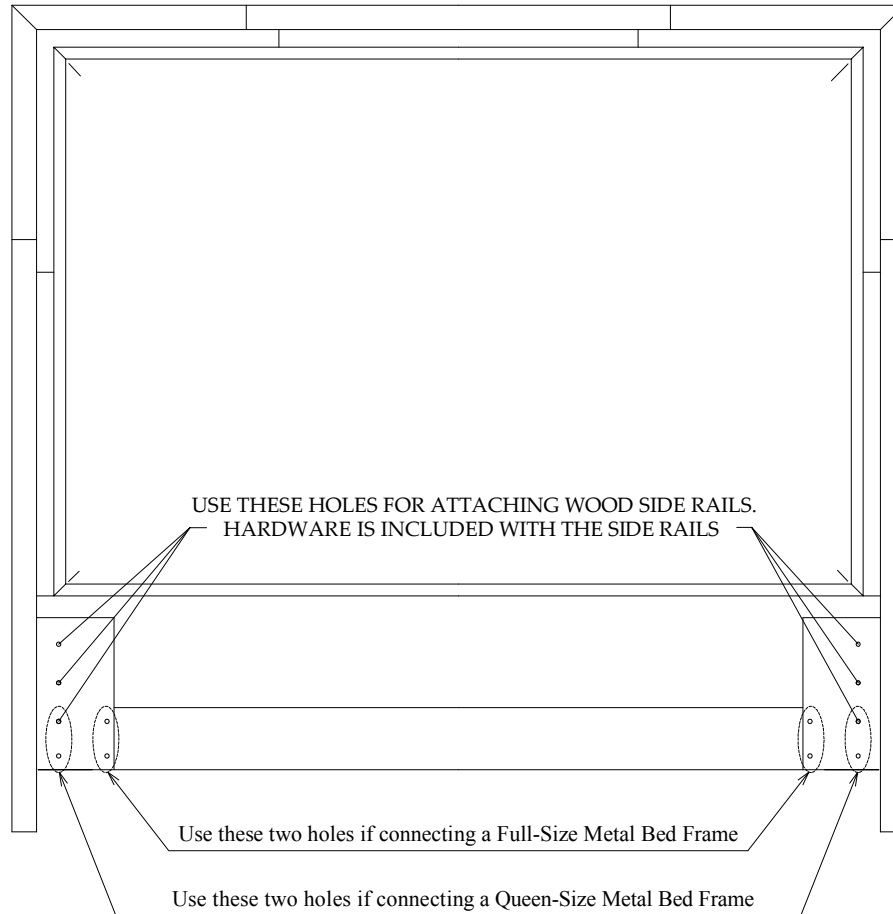
<div>Bed Rail</div> <div></div> <div><div>R-A</div><div>2 pcs.</div></div>	<div>Ø5/16-18 x 1" Long Allen Head Bolt</div> <div></div> <div><div>R-B</div><div>10 pcs.</div></div>	<div>Ø5/16-18 x 1-3/4" Long Allen Head Bolt</div> <div></div> <div><div>R-C</div><div>2 pcs.</div></div>	<div>M5/16" Spring Washer</div> <div></div> <div><div>R-D</div><div>18 pcs.</div></div>	<div>M5/16" x 16*2mm Flat Washer</div> <div></div> <div><div>R-E</div><div>18 pcs.</div></div>
	<div>5/16-18 Hex Nut</div> <div></div> <div><div>R-F</div><div>6 pcs.</div></div>	<div>12mm Open Wrench</div> <div></div> <div><div>R-G</div><div>1 pc.</div></div>	<div>5mm Allen Wrench</div> <div></div> <div><div>R-H</div><div>1 pc.</div></div>	

50270 4/6-5/0 PANEL HEADBOARD
 50271 5/0 PANEL FOOTBOARD
 50272 5/0-6/6 PANEL BED RAILS (FOR 5/0 BED)









4/6 - 5/0 Bed

*The Headboard may be used alone
with a Queen or Full Size
Metal Bed Frame*