

ASSEMBLY INSTRUCTIONS





MODEL : HD1688 - 402 - NIGHTSTAND

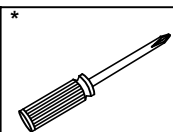
DOC. NO : RD-F05-AT
REV. NO : A
REV. DATE : 01.01.2017

COMPONENT LIST

NO.	Descriptions	Qty.
A	Legs (Packed Underneath)	2
B	Tipping Restraint (At Back Panel)	1

HARDWARE LIST (Packed inside Legs Carton)

No.	Description	Dimension	Picture	Qty.
1	JCBC Bolt	M6 x 1.0 x 40MM		4
2	Spring Washer	M6		4
3	Flat Washer	M6		4
4	Allen Key	4 x 60MM		1



Assembly Tool
Not Included

ASSEMBLY TIPS:

- 1.Remove hardware from box and sort by size.
- 2.Please check to see that all hardware and parts are present prior start of assembly.
- 3.Please follow attached instructions in the same sequence as numbered to assure fast and easy assembly.

Warning!

- 1.Don't attempt to repair or modify parts that are broken or defective.Please contact the store immediately.
- 2.This product is for home use only and not intended for commercial establishments.

