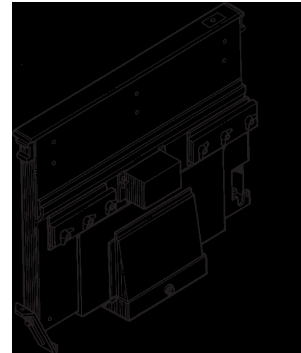


# MODELS 2830 & 2836

## ECLIPSE™ DOWNDRAFT



### For use with external blowers.

**Control a powerful external blower from the cooktop location.**

### FEATURES

#### HOUSING:

- Rugged steel construction
- Black paint and/or galvanized finish
- Space-saving - can be used with most cooktops on the market
- 30" or 36" size - Fits standard-size cabinets
- For indoor use only

#### AIR VENT ASSEMBLY:

- Brushed stainless steel cover - just press button to turn unit "ON"
- Optional Top Covers available in White, Black or Bisque - purchase separately
- Air vent rises to 7" from cooktop for optimum removal of cooking contaminants
- Two washable aluminum grease filters
- Stainless steel face plate - makes cleanup quick and easy
- Flush-mounted, infinite speed blower control
- Conveniently located button - press to lower air vent and turn unit "OFF"

### TYPICAL SPECIFICATION

Downdraft blower system shall be Broan Model 2830 (Broan Model 2836).

Unit to have steel housing with electrically coated paint or galvanized finish. Air vent to rise at least 7" and have a stainless steel face plate for ease of cleaning.

Filters to be washable and removable from above.

3¼" x 10" duct connector shall be adjustable to accommodate different duct positions.

Downdraft system shall operate on 120 VAC and be able to be plugged into a standard grounded outlet. It will have an infinite speed blower control.

### SPECIFICATIONS

VOLTS	Hz	AMPS	DISCHARGE
120	60	6 Amps	3¼" x 10"



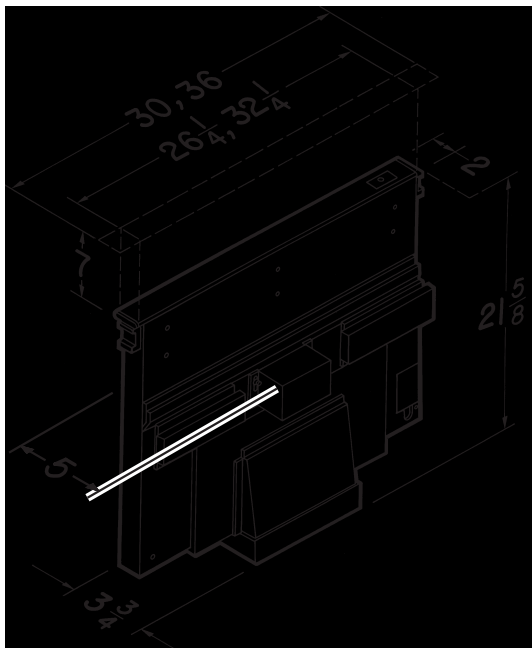
Broan-NuTone LLC Hartford, Wisconsin www.broan.com 800-558-1711  
Broan-NuTone Canada Mississauga, Ontario www.broan.ca 877-896-1119

REFERENCE	QTY.	REMARKS	Project
			Location
			Architect
			Engineer
			Contractor
			Submitted by Date

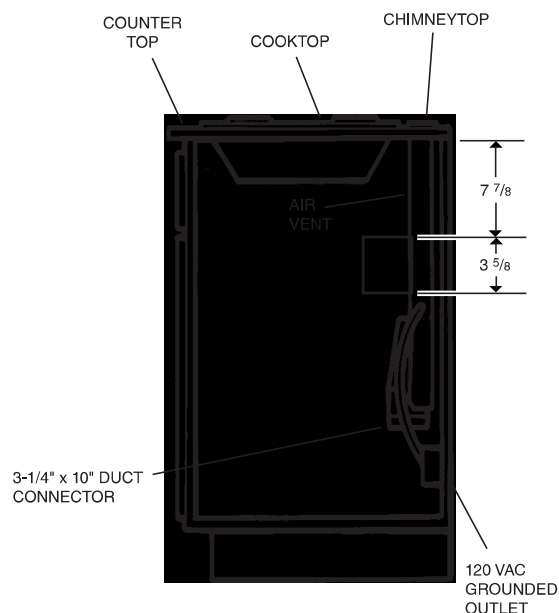
# INSTALLATION PLANNING - MODELS 2830 & 2836

## DIMENSIONS

NOTE: Dimensions shown are for reference only. Before cutting out countertop, refer to instructions packed with downdraft and cooktop.



## TYPICAL INSTALLATION

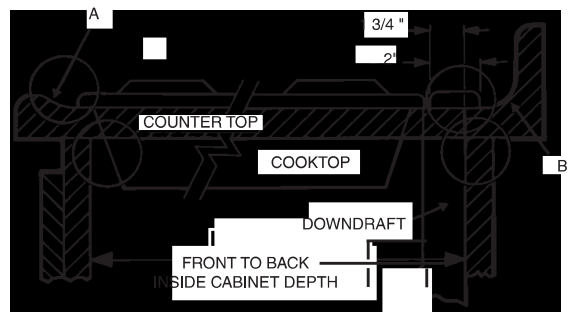


## ELECTRICAL

The unit has a 2 ft. power cord with a 3-pronged plug. Plan to provide a grounded outlet within reach of this cord. Outlet may also be wall-mounted, with access hole in cabinet. If local codes call for hard-wiring, see installation instructions.

**BROAN**

## DOWNDRAFT



Refer to the cooktop installation instructions for dimensions of cooktop, countertop cut-out, and cabinet requirements. The 2830 and 2836 can be installed in most standard 30" and 36" wide cabinets.

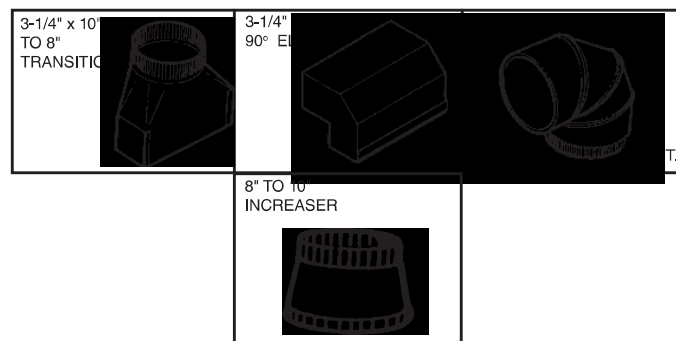
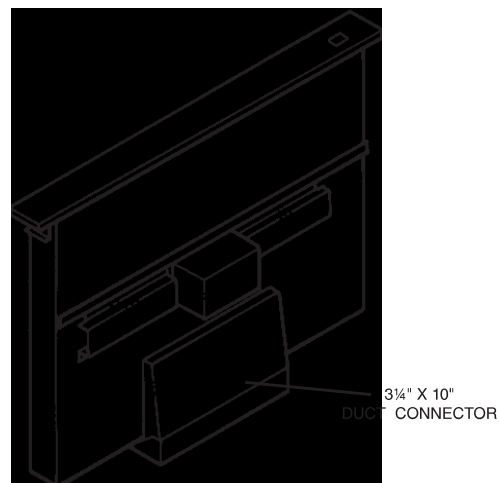
Cooktop depth can vary greatly from one to another. This may cause the fit of these two appliances to be rather tight.

Pay special attention to the 4 areas of potential interference highlighted above. The back of the downdraft cut-out will be 1-3/4" from the cooktop and 2" of FLAT countertop is needed behind cooktop.

## DUCTWORK

The downdraft has 3 1/4" x 10" discharge. Transitions are available to connect it to the 10" round inlet on the Broan external blowers. See below.

Broan Model HLB3 in-line blowers are equipped to fit 8" or 10" round ductwork. Broan Model HLB6, HLB9, or HLB11 in-line blowers are equipped to fit 10" round ductwork.



The system will operate most efficiently when the ductwork does not exceed 40 feet of equivalent duct. The illustrations above, show equivalent feet of elbows and transitions. The number of feet of straight 3-1/4" x 10" or 6" duct plus the equivalent feet of elbows or transitions to be used should equal 40 feet or less.