

C093-020-121H/F/R-141R UPHOLSTERED BED KING/CAL KING

LILLIAN

1 of 2

ASSEMBLY INSTRUCTIONS

TWO (2) PEOPLE AND PHILIP'S SCREWDRIVER REQUIRED


PLEASE UNPACK ALL PARTS AND CHECK AGAINST PARTS LIST ON THIS INSTRUCTION SHEET BEFORE DISCARDING PACKING AND CARTON!!








- 1) Connect the side rails and headboard / footboard by bolt (F).
- 2) Attach the center support rail on the Cleat of headboard & footboard, Using Philips' screw driver to tighten the screw (N) as shown in diagram B.
- 3) Attach the bed slats on the center support rail and cleat of side rails then using Philips' screw driver to tighten the screw (N) as shown in diagram D.
- 4) The bed slats are adjustable and you can move it to another location by Wrench provided (M) as shown in Diagram B.




*** NOTE KEEP THIS SHEET!!! ***




In the unlikely event that you would need a replacement part for your furniture, please contact your local authorized Caracole International dealer. If you need replacement hardware quickly, it could be purchased from your local hardware store.

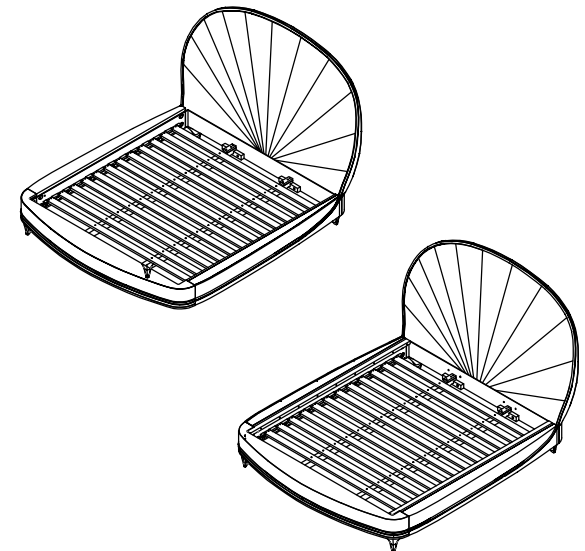
Part Description	C93-020-121 KING BED		C93-020-141 CAL KING BED	
	Part No.	QTY	Part No.	QTY
Headboard (1)	C093-020-121-H	1	C093-020-121-H	1
Footboard (2)	C093-020-121-F	1	C093-020-121-F	1
Side Rail (3)	C093-020-121-R	2	C093-020-143-R	2
Center Support Rail (4)	C093-020-121-R	2	C093-020-121-R	2
Slat (5)	C093-020-121-F-3067	12	C093-020-121-F-3067	12
RTA Hardware(6)	C093-020-121-H-30444	1	C093-020-121-H-30444	1
RTA Hardware(7)	C093-020-121-R-30443	1	C093-020-121-R-30443	1
RTA Hardware(8)	C093-020-121-R-3001	1	C093-020-121-R-3001	1
Adjustable Cleat on Side Rail	C093-020-121-R-30442	2	C093-020-141-R-30442	2
Adjustable Cleat on Headboard	C093-020-121-H-30441	1	C093-020-121-H-30441	1
Adjustable Cleat on Footboard	C093-020-121-H-30441	1	C093-020-121-H-30441	1
RTA Hardware(9)	C093-020-121-3001	1	C093-020-121-F-3001	1

RTA Hardware for bed slats (9)			
N		Screw(4.2x32MM)	76

RTA Hardware For Side rail (8)			
NO.	Hardware List		Q'ty
A		Curved Washer	8
B		Flat Washer(5/16")	8
C		Lock Washer(5/16")	8
D		Nut	8
E		Wrench	1
F		Bolt (8X100MM)	8
M		Wrench	1

RTA Hardware for adjustable side rail cleat (7)			
NO.	Hardware List		Q'ty
G		Bolt(5/16"x38MM)	14
H		Flat Washer(5/16"xR8x1.5MM)	14
I		Lock Washer(5/16"xR6.5x1.5MM)	14

RTA Hardware for Center Support Rail (6)			
NO.	Hardware List		Q'ty
G		Bolt(5/16"x38MM)	8
H		Flat Washer(5/16"xR8x1.5MM)	8
I		Lock Washer(5/16"xR6.5x1.5MM)	8



Created on: 2021-09-28

