


Warning :

- Be sure to check all packing material carefully for small parts, which may have come loose inside the carton during shipment.
- To prevent possible scratches and damage, this furniture **MUST BE ASSEMBLED BY TWO PEOPLE** on a soft surface such as a blanket or carpet.

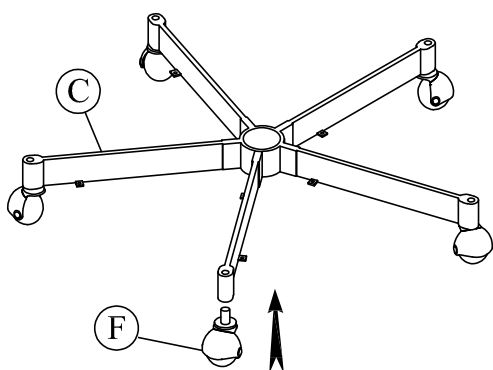


96538
Upholstery Desk Chair

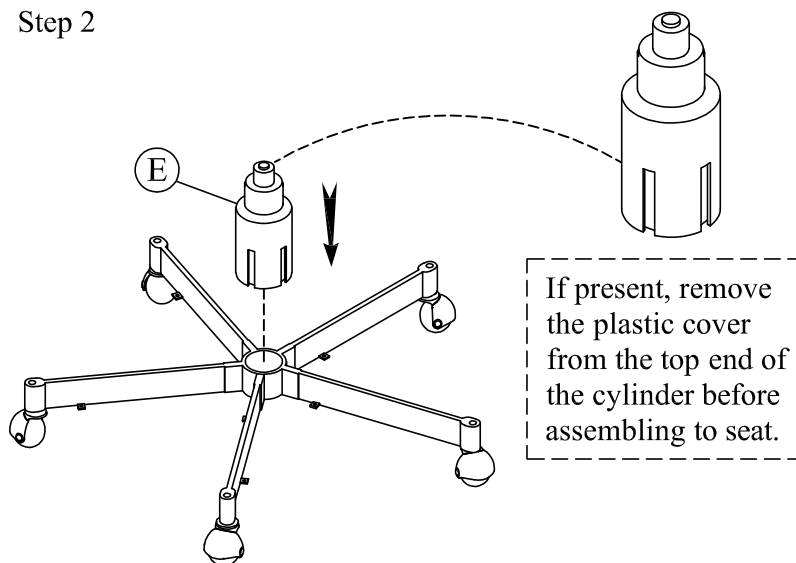
Components and Hardware List

<p>Chair Seat & Back (A) 1 pc.</p>	<p>Chair Control (B) 1 pc.</p>	<p>Metal Base Frame (C) 1 pc.</p>	<p>Wood Base Cap (D) 5 pcs.</p>	<p>Pneumatic Cylinder & Cover (E) 1 pc.</p>		
<p>Caster (F) 5 pcs.</p>	<p>Allen Head Bolt Ø5/16" x 18 x 1-1/8" (G) 4 pcs.</p>	<p>Spring Washer Ø5/16" x Ø14 (H) 4 pcs.</p>	<p>Flat Washer Ø5/16" x Ø18 (I) 4 pcs.</p>	<p>4mm Allen Key (J) 1 pc.</p>	<p>Screw Ø1/8" x 5/8" (K) 10 pcs.</p>	<p>Tool Required (Not provided) Phillips Screwdriver</p>

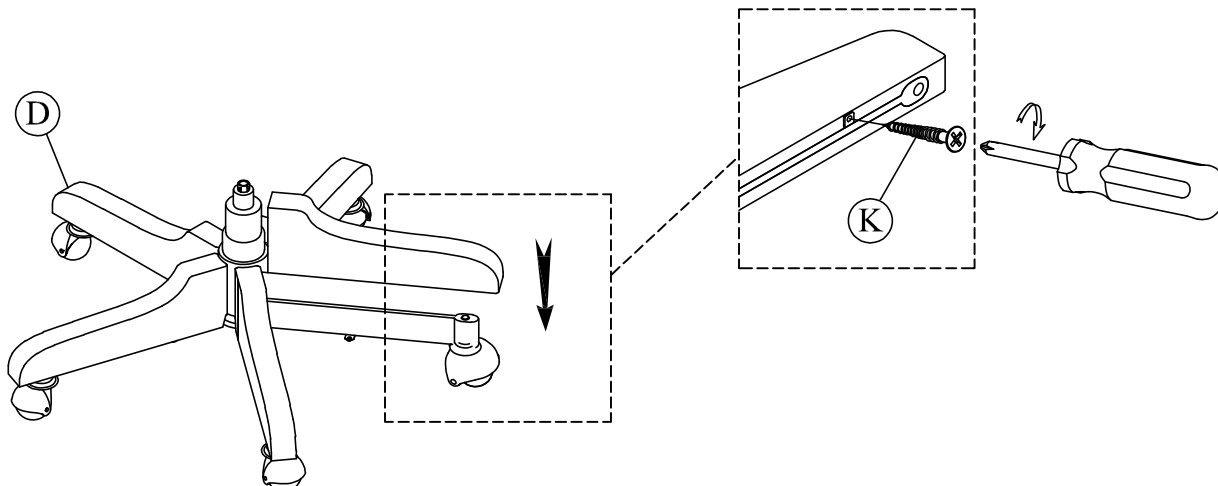
Step 1



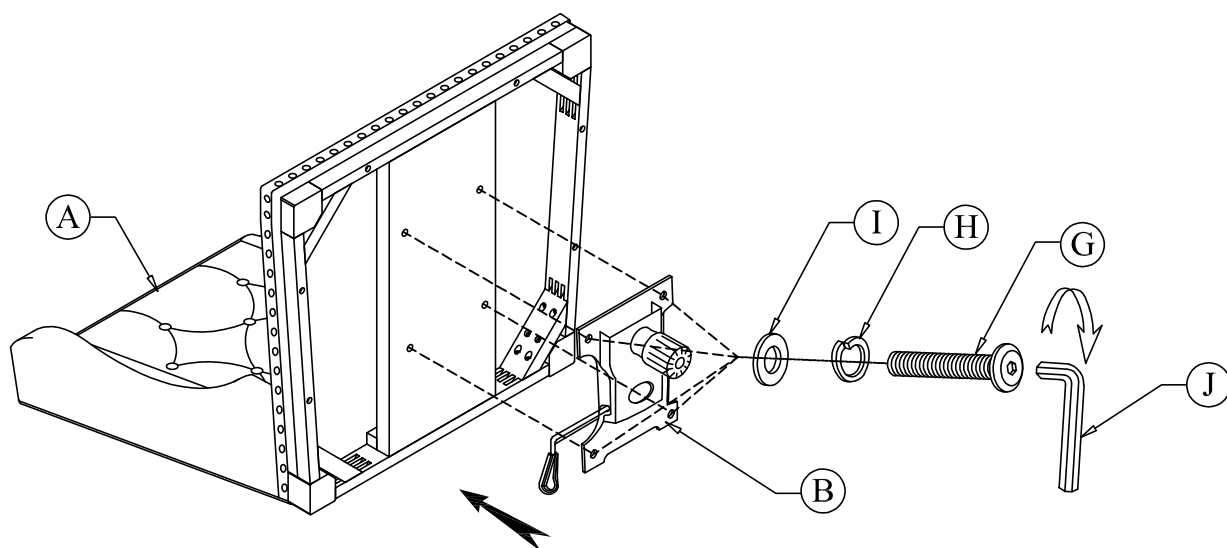
Step 2



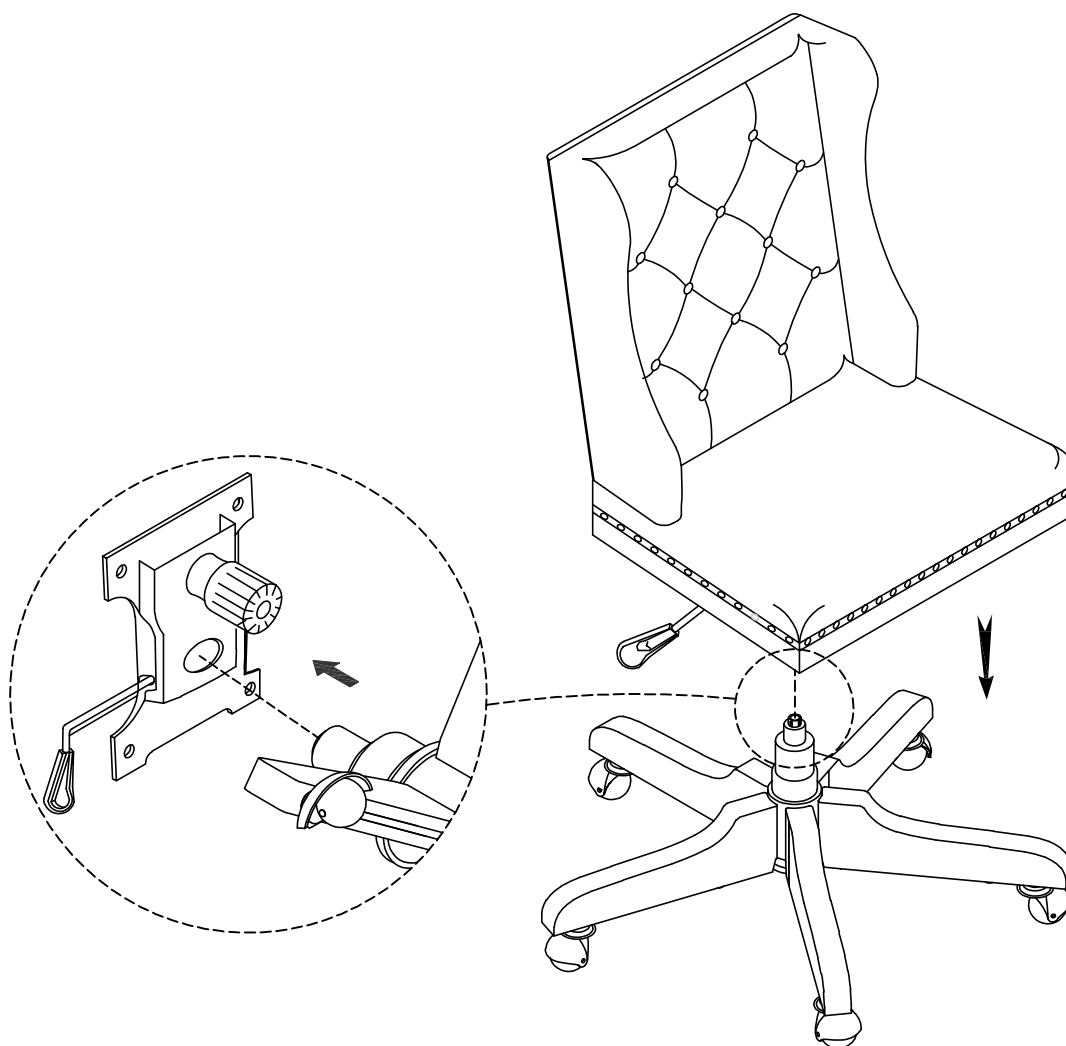
Step 3



Step 4



Step 5



Note: To prevent possible damage to some types of flooring, never roll casters on unprotected hardwood or vinyl flooring. The lift mechanism is in a locked position for shipping . To unlock, pull straight out on the handle, and then the lift cylinder can be activated by lifting the handle.