

**Miele**

## 48" Decorator Wall Hood

DA 5428W



Shown: DA 5428 W Hood over a KM 3484 Cooktop  
Please note: This information is subject to change

[mieleusa.com](http://mieleusa.com)  
Specification Sheets TRS 09132018

## 48" Decorator Wall Hood

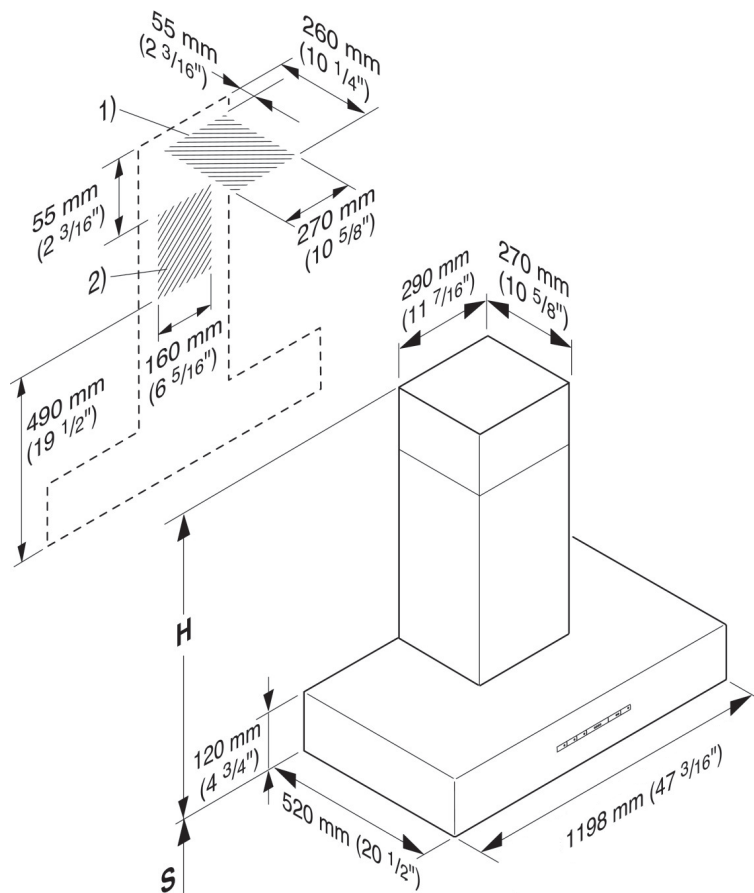
SPECIFICATIONS	
Overall Unit Width	47 <sup>3</sup> / <sub>16</sub> " (1198 mm)
Overall Unit Height (Air Extraction)	29 <sup>5</sup> / <sub>16</sub> " - 41 <sup>9</sup> / <sub>16</sub> " (745 - 1005 mm)
Overall Unit Height (Recirculation)	34 <sup>7</sup> / <sub>16</sub> " - 46 <sup>11</sup> / <sub>16</sub> " (875 - 1185 mm)
Overall Unit Depth	20 <sup>1</sup> / <sub>2</sub> " (520 mm)
<b>Fan</b>	
Fan Speeds	4
Maximum CFM	625 CFM, (Reducing Collar is available to reduce Air flow to less than 400 CFM)
<b>Duct</b>	
Recommended Duct Diameter	6" (150 mm)
<b>Electrical</b>	
Electrical Requirements	120V, 60Hz, 15A
Power Cord	Molded NEMA 5-15 plug, 2.5 ft (0.75 m)
<b>Shipping</b>	
Shipping Weight	114 lbs (52 kg)
Shipping Dimensions	52 <sup>3</sup> / <sub>4</sub> " W x 31 <sup>1</sup> / <sub>2</sub> " H x 26" D
<b>Optional Accessories</b>	
Recirculation Kit	DUW 20
OdorFree Charcoal Filter	DKF 12-1
30" Chimney Extention	DATK1-760
40" Chimney Extention	DATK2-1000
CFM Reducing Collar	R2000
<b>Support</b>	
Call Miele	(800) 999-1360
Miele Website	<a href="http://www.mieleusa.com">www.mieleusa.com</a>
20/20 Link	<a href="http://2020technologies.com">2020technologies.com</a>



DA 5428 W  
Item 28542850USA

## 48" Decorator Wall Hood


### INSTALLATION SPECIFICATIONS



- 1) Air extraction mode
- 2) Recirculation mode
- 3) Air extraction vent installed upwards

4) and 5) Installation area  
Wall/ceiling area respectively for vent  
hole and outlet installation.  
**For recirculation mode** only 4)  
and only outlet installation.

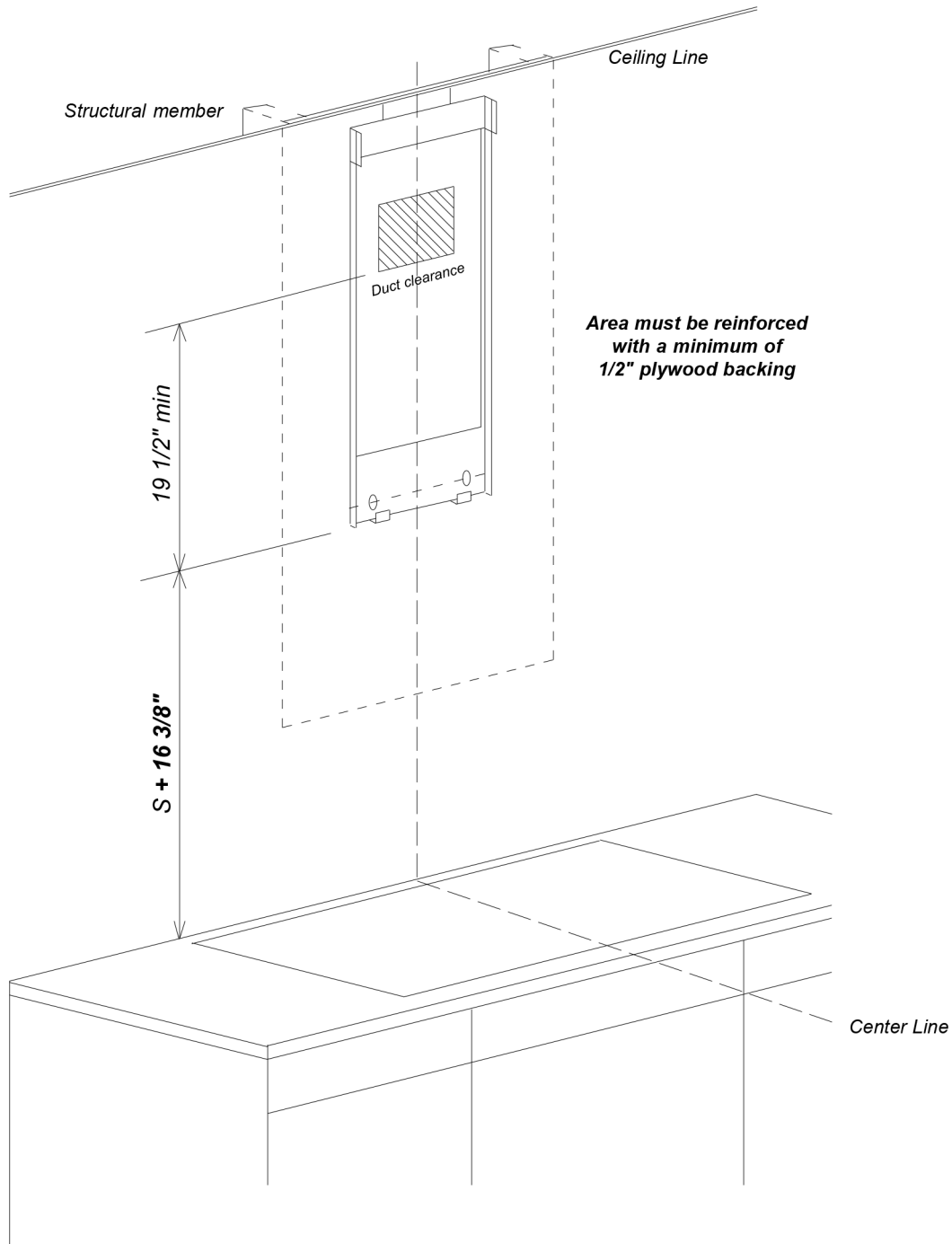
Vent hole 6" (150 mm) with reducing  
collar 5" (125 mm).

 Cut out area in wall or ceiling for entrance of 6" (150 mm) ductwork or 5" (125 mm) ductwork with a reducing collar.

## 48" Decorator Wall Hood

### INSTALLATION SPECIFICATIONS

#### Mounting Details



- Center unit over cooking surface
- Distances "S" is determined by the cooking surface. See "Distance between cooktop and hood (S)" dimensions.
- Area behind mounting plates **MUST** be reinforced using a minimum of 1/2" plywood. Reinforcing material should be affixed to structural wall members

## 48" Decorator Wall Hood

### INSTALLATION SPECIFICATIONS

#### Distance Between Cooktop and Ventilation Hood (S)

##### Distance between cooktop and hood (S)

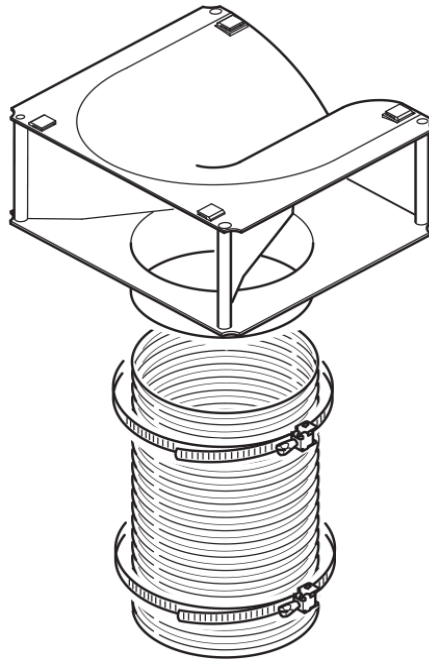
Do not install this exhaust hood over cooktops burning solid fuel.

Provided a larger distance is not given by the manufacturer of the cooktop, follow the minimum safety distances between a cooktop and the bottom of the hood:

	Minimum distance S	
	Miele Cooktops	Non-Miele Cooktops
Electric Cooktops	24" (610 mm)	
Electric Barbeques and Fryers	26" (660 mm)	
Multiburner Gas cooktops ≤ 43,000 BTU/hr (12.6 KW) and no burner > 15,000 BTU/hr (4.5 KW)	26" (660 mm)	30" (760 mm)
Multiburner Gas cooktops ≤ 73,800 BTU/hr (21.6 KW) and no burner > 16,500 BTU/hr (4.8 KW)	30" (760 mm)	
Multiburner Gas cooktops > 73,800 BTU/hr (21.6 KW) or one of the burners > 16,500 BTU/hr (4.8 KW)	Not possible	
Single Burner Gas Cooktops ≤ 20,500 BTU/hr (6 KW)	26" (660 mm)	30" (760 mm)
Single Burner Gas Cooktops > 20,500 BTU/hr (6 KW) ≤ 27,600 BTU/hr (8.1 KW)	30" (760 mm)	
Single Burner Gas Cooktops > 27,600 BTU/hr (8.1 KW)	Not possible	

## 48" Decorator Wall Hood

### INSTALLATION SPECIFICATIONS Recirculation Kit



For Recirculation mode conversion kit DUW 20 is required.