

Urban Gatherings

Dining Furniture



Proudly displaying USA pride in every piece we build



YUTZY
WOODWORKING
THE URBAN COLLECTIONS

The Villa Collection

Empire Pedestal Tables

Shown in
Retreat White Oak
with two-tone finishing
Table & Bench Top and Chairs in
YWF4119 - Memphis Finish
Table & Bench Base in
YWF4219 - Shell Finish
Server finished in
YWF4319 - Sandstone Finish



- A. #55-4878-212 Empire Pedestal Table
- B. #55B-1668 Empire Bench
- C. #108S Provence Side Chair
- D. #108A Provence Arm Chair
- E. #49-6236 Reminisce Server

Your home has its own style and every component works in harmony to create that style. Choosing the furniture that fits your needs as well as your style is important.

We make it easy for you to customize your furniture. Choose a style. Select a finish, paint or stain or both. Change the hardware and accessories and the end result is quality furniture that reflects your own personal style. A beautiful Yutzy Woodworking dining room set will always greet your guests with classic elegance and style.

We have found success by adhering to a set of core values that guide us as we develop rewarding long-term relationships with our employees and customers. We serve by caring for the details in ways others won't.

We feel strongly about the performance and workmanship of our skilled crafts people and our state-of-the-art manufacturing process. We are building your furniture to last a lifetime. That's the professional way!



#55-4878-212 Empire Pedestal Table
With 2 12" leaves in



#55-4878-212 Empire Pedestal Table
Without leaves

The Villa Collection

Mission Trestle Tables



#53-4272-212 Mission Trestle Table
With 2 12" leaves in



#53-4272-212 Mission Trestle Table
Without leaves

- A. #53-4272-212 Mission Trestle Table
- B. #53B-1656 Mission Bench
- C. #99S Ladder Side Chair
- D. #99A Ladder Arm Chair

The Villa Collection

Cross Trestle Tables

Shown in Wormy Maple
with 232 Driftwood and
Keepsake Finishing



#52-3878-212 Cross Trestle Table
With 2 12" leaves in



#52-3878-212 Cross Trestle Table
Without leaves



- A. #52-3878-212 Cross Trestle Table
- B. #52B-1662 Cross Bench
- C. #87S La Croix Side Chair
- D. #87A La Croix Arm Chair
- E. #48-5436 Cortland Server

The Villa Collection

French Farmhouse Tables



#11-3872-212 French Farmhouse Table
With 2 12" leaves in



#11-3872-212 French Farmhouse Table
Without leaves



Table & Bench
Shown in Retreat Cherry
with 7992 Asbury Finish
Chairs
Shown in Maple
with Black Paint

- A. #11-3872-212 French Farmhouse Table
- B. #11B-1656 French Farmhouse Bench
- C. #51S Buckeye Side Chair
- D. #51A Buckeye Arm Chair

The Estate Collection

The Estate Collection is a group of dining tables that offer even more options to customize your dining room.

Five different leg options, two different pedestals all with options for the shape of the table top and profile (edge) of your dining table plus additional table leaf extensions.

Choosing the furniture that fits your needs as well as your style made easy!

Paramount Pedestal Tables

Shown in Retreat Cherry
with 227 Rich Cherry Stain

Chair Seats in
2080B Shimmer Fabric



#51-4848-212 Paramount Pedestal Table
Round
With 2 12" leaves in



#51-4848-212 Paramount Pedestal Table
Round
With 1 12" leaf in

- A. #51-4848-212 Paramount Pedestal Table
B. #112S Napoleon Side Chair

The Estate Collection

Farmhouse Pedestal Tables

Shown in Maple Two Tone
Table Top & Chair Seats
in 1133 Sunset Finish
and Table Base and Chair Frames
with Cotton Paint



- A. #50-4848 Farmhouse Pedestal Table
(Round)
B. #49S Keystone Side Chair



The Estate Collection

Shaker Leg Tables

Shown in Retreat Cherry
with 113 Michaels Finish

C

B

A

B

B

C

- A. #12-4272 Shaker Leg Table
- B. #207S Mansfield Side Chair
- C. #207A Mansfield Arm Chair

The Estate Collection

Paramount Leg Tables



- #16-3636 36"x36" solid top
- #16-3636-212 . . . 36"x36" with 2-12" leaves
- #16-3636-118 . . . 36"x36" with 1-18" leaf
- #16-3642 36"x42" solid top
- #16-3642-212 . . . 36"x42" with 2-12" leaves
- #16-3642-118 . . . 36"x42" with 1-18" leaf
- #16-3648 36"x48" solid top
- #16-3648-212 . . . 36"x48" with 2-12" leaves
- #16-3648-412 . . . 36"x48" with 4-12" leaves
- #16-3648-118 . . . 36"x48" with 1-18" leaf
- #16-3648-218 . . . 36"x48" with 2-18" leaves
- #16-3652 36"x52" solid top
- #16-3652-212 . . . 36"x52" with 2-12" leaves
- #16-3652-412 . . . 36"x52" with 4-12" leaves
- #16-3652-118 . . . 36"x52" with 1-18" leaf
- #16-3652-218 . . . 36"x52" with 2-18" leaves

- #16-4242 42"x42" solid top
- #16-4242-212 . . . 42"x42" with 2-12" leaves
- #16-4242-118 . . . 42"x42" with 1-18" leaf
- #16-4260 42"x60" solid top
- #16-4260-212 . . . 42"x60" with 2-12" leaves
- #16-4260-412 . . . 42"x60" with 4-12" leaves
- #16-4260-118 . . . 42"x60" with 1-18" leaf
- #16-4260-218 . . . 42"x60" with 2-18" leaves
- #16-4266 42"x66" solid top
- #16-4266-212 . . . 42"x66" with 2-12" leaves
- #16-4266-412 . . . 42"x66" with 4-12" leaves
- #16-4266-118 . . . 42"x66" with 1-18" leaf
- #16-4266-218 . . . 42"x66" with 2-18" leaves
- #16-4272 42"x72" solid top
- #16-4272-212 . . . 42"x72" with 2-12" leaves
- #16-4272-412 . . . 42"x72" with 4-12" leaves
- #16-4272-118 . . . 42"x72" with 1-18" leaf
- #16-4272-218 . . . 42"x72" with 2-18" leaves

- #16-4278 42"x78" solid top
- #16-4284 42"x84" solid top
- #16-4296 42"x96" solid top
- #16-4848 48"x48" solid top
- #16-4848-212 . . . 48"x48" with 2-12" leaves
- #16-4848-412 . . . 48"x48" with 4-12" leaves
- #16-4848-118 . . . 48"x48" with 1-18" leaf
- #16-4848-218 . . . 48"x48" with 2-18" leaves
- #16-4872 48"x72" solid top
- #16-4872-212 . . . 48"x72" with 2-12" leaves
- #16-4872-412 . . . 48"x72" with 4-12" leaves
- #16-4872-118 . . . 48"x72" with 1-18" leaf
- #16-4872-218 . . . 48"x72" with 2-18" leaves
- #16-4878 48"x78" solid top
- #16-4884 48"x84" solid top
- #16-4896 48"x96" solid top
- #16-5454 54"x54" solid top
- #16-6060 60"x60" solid top

Mission Leg Tables



- #17-3636 36"x36" solid top
- #17-3636-212 . . . 36"x36" with 2-12" leaves
- #17-3636-118 . . . 36"x36" with 1-18" leaf
- #17-3642 36"x42" solid top
- #17-3642-212 . . . 36"x42" with 2-12" leaves
- #17-3642-118 . . . 36"x42" with 1-18" leaf
- #17-3648 36"x48" solid top
- #17-3648-212 . . . 36"x48" with 2-12" leaves
- #17-3648-412 . . . 36"x48" with 4-12" leaves
- #17-3648-118 . . . 36"x48" with 1-18" leaf
- #17-3648-218 . . . 36"x48" with 2-18" leaves
- #17-3652 36"x52" solid top
- #17-3652-212 . . . 36"x52" with 2-12" leaves
- #17-3652-412 . . . 36"x52" with 4-12" leaves
- #17-3652-118 . . . 36"x52" with 1-18" leaf
- #17-3652-218 . . . 36"x52" with 2-18" leaves

- #17-4242 42"x42" solid top
- #17-4242-212 . . . 42"x42" with 2-12" leaves
- #17-4242-118 . . . 42"x42" with 1-18" leaf
- #17-4260 42"x60" solid top
- #17-4260-212 . . . 42"x60" with 2-12" leaves
- #17-4260-412 . . . 42"x60" with 4-12" leaves
- #17-4260-118 . . . 42"x60" with 1-18" leaf
- #17-4260-218 . . . 42"x60" with 2-18" leaves
- #17-4266 42"x66" solid top
- #17-4266-212 . . . 42"x66" with 2-12" leaves
- #17-4266-412 . . . 42"x66" with 4-12" leaves
- #17-4266-118 . . . 42"x66" with 1-18" leaf
- #17-4266-218 . . . 42"x66" with 2-18" leaves
- #17-4272 42"x72" solid top
- #17-4272-212 . . . 42"x72" with 2-12" leaves
- #17-4272-412 . . . 42"x72" with 4-12" leaves
- #17-4272-118 . . . 42"x72" with 1-18" leaf
- #17-4272-218 . . . 42"x72" with 2-18" leaves

- #17-4278 42"x78" solid top
- #17-4284 42"x84" solid top
- #17-4296 42"x96" solid top
- #17-4848 48"x48" solid top
- #17-4848-212 . . . 48"x48" with 2-12" leaves
- #17-4848-412 . . . 48"x48" with 4-12" leaves
- #17-4848-118 . . . 48"x48" with 1-18" leaf
- #17-4848-218 . . . 48"x48" with 2-18" leaves
- #17-4872 48"x72" solid top
- #17-4872-212 . . . 48"x72" with 2-12" leaves
- #17-4872-412 . . . 48"x72" with 4-12" leaves
- #17-4872-118 . . . 48"x72" with 1-18" leaf
- #17-4872-218 . . . 48"x72" with 2-18" leaves
- #17-4878 48"x78" solid top
- #17-4884 48"x84" solid top
- #17-4896 48"x96" solid top
- #17-5454 54"x54" solid top
- #17-6060 60"x60" solid top

#12-Shaker Legs



#13-Jamestown Legs



#14-Provincial Legs



#15-Sabre Legs



#16-Paramount Legs



#17-Mission Legs



The Estate Collection

Paramount Pedestal Tables

Single Small 7" Pedestal Tables



- #51-3636 36"x36" solid top
- #51-3636-212 . . . 36"x36" with 2-12" leaves
- #51-3636-118 . . . 36"x36" with 1-18" leaf
- #51-3642 36"x42" solid top
- #51-3642-212 . . . 36"x42" with 2-12" leaves
- #51-3642-118 . . . 36"x42" with 1-18" leaf
- #51-3648 36"x48" solid top
- #51-3648-212 . . . 36"x48" with 2-12" leaves
- #51-3648-118 . . . 36"x48" with 1-18" leaf

Double Small 7" Pedestal Tables



- #51-3652 36"x52" solid top
- #51-3652-212 . . . 36"x52" with 2-12" leaves
- #51-3652-118 . . . 36"x52" with 1-18" leaf

Single Large 10" Pedestal Tables



- #51-4242 42"x42" solid top
- #51-4242-212 . . . 42"x42" with 2-12" leaves
- #51-4242-118 . . . 42"x42" with 1-18" leaf
- #51-4260 42"x60" solid top
- #51-4848 48"x48" solid top
- #51-4848-212 . . . 48"x48" with 2-12" leaves
- #51-4848-118 . . . 48"x48" with 1-18" leaf
- #51-5454 54"x54" solid top
- #51-6060 60"x60" solid top
- #51-7272 72"x72" solid top

Double Large 10" Pedestal Tables



- #51-4266 42"x66" solid top
- #51-4266-212 . . . 42"x66" with 2-12" leaves
- #51-4266-412 . . . 42"x66" with 4-12" leaves
- #51-4266-118 . . . 42"x66" with 1-18" leaf
- #51-4266-218 . . . 42"x66" with 2-18" leaves
- #51-4272 42"x72" solid top
- #51-4272-212 . . . 42"x72" with 2-12" leaves
- #51-4272-412 . . . 42"x72" with 4-12" leaves
- #51-4272-118 . . . 42"x72" with 1-18" leaf
- #51-4272-218 . . . 42"x72" with 2-18" leaves
- #51-4278 42"x78" solid top
- #51-4284 42"x84" solid top
- #51-4296 42"x96" solid top
- #51-4872 48"x72" solid top
- #51-4872-212 . . . 48"x72" with 2-12" leaves
- #51-4872-412 . . . 48"x72" with 4-12" leaves
- #51-4872-118 . . . 48"x72" with 1-18" leaf
- #51-4872-218 . . . 48"x72" with 2-18" leaves
- #51-4878 48"x78" solid top
- #51-4884 48"x84" solid top
- #51-4896 48"x96" solid top

Farmhouse Pedestal Tables



- #50-3636 36"x36" solid top
- #50-3636-212 . . . 36"x36" with 2-12" leaves
- #50-3636-118 . . . 36"x36" with 1-18" leaf
- #50-3642 36"x42" solid top
- #50-3642-212 . . . 36"x42" with 2-12" leaves
- #50-3642-118 . . . 36"x42" with 1-18" leaf
- #50-3648 36"x48" solid top
- #50-3648-212 . . . 36"x48" with 2-12" leaves
- #50-3648-118 . . . 36"x48" with 1-18" leaf
- #50-3652 36"x52" solid top
- #50-3652-118 . . . 36"x52" with 1-18" leaf
- #50-4242 42"x42" solid top
- #50-4242-118 . . . 42"x42" with 1-18" leaf
- #50-4260 42"x60" solid top
- #50-4266 42"x66" solid top
- #50-4272 42"x72" solid top
- #50-4848 48"x48" solid top
- #50-4848-212 . . . 48"x48" with 2-12" leaves
- #50-4848-118 . . . 48"x48" with 1-18" leaf
- #50-5454 54"x54" solid top
- #50-6060 60"x60" solid top
- #50-7272 72"x72" solid top

Estate Table Shapes

| | | | |
|-------------------------------|--|-------------------------------|-------------------------------|
| SQ (Square) | RNC (Rounded Corner) | SQVL (Square Oval) | BQT (Banquet) |
| BOT (Boat) | Not available on 72" tables SMVL (Semi-Oval) | OVL (True Oval) | RND (Round) |
| Not available with leg tables | | Not available with leg tables | Not available with leg tables |

Estate Table Edge Profiles

| | | | | | |
|-----|-------|-----|------------|-----|----------------|
| OGE | O-GEE | HRO | Half Round | SRO | Small Rnd Over |
| BVL | Bevel | ROV | Round Over | MSN | Mission |

The Villa Collection

French Farmhouse Leg Tables



- #11-3866 38"x66" solid top
- #11-3866-212 . . . 38"x66" with 2-12" leaves
- #11-3872 38"x72" solid top
- #11-3872-212 . . . 38"x72" with 2-12" leaves
- #11-3878 38"x78" solid top
- #11-3878-212 . . . 38"x78" with 2-12" leaves
- #11-4242 42"x42" solid top
- #11-4266 42"x66" solid top
- #11-4266-212 . . . 42"x66" with 2-12" leaves
- #11-4272 42"x72" solid top
- #11-4272-212 . . . 42"x72" with 2-12" leaves
- #11-4278 42"x78" solid top
- #11-4278-212 . . . 42"x78" with 2-12" leaves
- #11-4848 48"x48" solid top
- #11-4866 48"x66" solid top
- #11-4866-212 . . . 48"x66" with 2-12" leaves
- #11-4872 48"x72" solid top
- #11-4872-212 . . . 48"x72" with 2-12" leaves
- #11-4878 48"x78" solid top
- #11-4878-212 . . . 48"x78" with 2-12" leaves

Cross Trestle Tables



- #52-3866 38"x66" solid top
- #52-3866-212 . . . 38"x66" with 2-12" leaves
- #52-3872 38"x72" solid top
- #52-3872-212 . . . 38"x72" with 2-12" leaves
- #52-3878 38"x78" solid top
- #52-3878-212 . . . 38"x78" with 2-12" leaves
- #52-4242 42"x42" solid top
- #52-4266 42"x66" solid top
- #52-4266-212 . . . 42"x66" with 2-12" leaves
- #52-4272 42"x72" solid top
- #52-4272-212 . . . 42"x72" with 2-12" leaves
- #52-4278 42"x78" solid top
- #52-4278-212 . . . 42"x78" with 2-12" leaves
- #52-4848 48"x48" solid top
- #52-4866 48"x66" solid top
- #52-4866-212 . . . 48"x66" with 2-12" leaves
- #52-4872 48"x72" solid top
- #52-4872-212 . . . 48"x72" with 2-12" leaves
- #52-4878 48"x78" solid top
- #52-4878-212 . . . 48"x78" with 2-12" leaves

Mission Trestle Tables



- #53-3866 38"x66" solid top
- #53-3866-212 . . . 38"x66" with 2-12" leaves
- #53-3872 38"x72" solid top
- #53-3872-212 . . . 38"x72" with 2-12" leaves
- #53-3878 38"x78" solid top
- #53-3878-212 . . . 38"x78" with 2-12" leaves
- #53-4242 42"x42" solid top
- #53-4266 42"x66" solid top
- #53-4266-212 . . . 42"x66" with 2-12" leaves
- #53-4272 42"x72" solid top
- #53-4272-212 . . . 42"x72" with 2-12" leaves
- #53-4278 42"x78" solid top
- #53-4278-212 . . . 42"x78" with 2-12" leaves
- #53-4848 48"x48" solid top
- #53-4866 48"x66" solid top
- #53-4866-212 . . . 48"x66" with 2-12" leaves
- #53-4872 48"x72" solid top
- #53-4872-212 . . . 48"x72" with 2-12" leaves
- #53-4878 48"x78" solid top
- #53-4878-212 . . . 48"x78" with 2-12" leaves



- #53-60RND 60" Round Solid Top
- #53-72RND 72" Round Solid Top



- #53-60SQ 60" Square Solid Top
- #53-72SQ 72" Square Solid Top

Empire Pedestal Tables



- #53-3866 38"x66" solid top
- #53-3866-212 . . . 38"x66" with 2-12" leaves
- #53-3872 38"x72" solid top
- #53-3872-212 . . . 38"x72" with 2-12" leaves
- #53-3878 38"x78" solid top
- #53-3878-212 . . . 38"x78" with 2-12" leaves
- #53-4242 42"x42" solid top
- #53-4266 42"x66" solid top
- #53-4266-212 . . . 42"x66" with 2-12" leaves
- #53-4272 42"x72" solid top
- #53-4272-212 . . . 42"x72" with 2-12" leaves
- #53-4278 42"x78" solid top
- #53-4278-212 . . . 42"x78" with 2-12" leaves
- #53-4848 48"x48" solid top
- #53-4866 48"x66" solid top
- #53-4866-212 . . . 48"x66" with 2-12" leaves
- #53-4872 48"x72" solid top
- #53-4872-212 . . . 48"x72" with 2-12" leaves
- #53-4878 48"x78" solid top
- #53-4878-212 . . . 48"x78" with 2-12" leaves



- #55-60RND 60" Round Solid Top
- #55-72RND 72" Round Solid Top



- #55-60SQ 60" Square Solid Top
- #55-72SQ 72" Square Solid Top

Reminisce Servers



- #49-6236 18"Dx62"Wx36"H
- #49-6836 18"Dx68"Wx36"H
- #49-7236 18"Dx72"Wx36"H

Cortland Servers



- #48-5436 18"Dx54"Wx36"H
- #48-6236 18"Dx62"Wx36"H
- #48-6836 18"Dx68"Wx36"H

Chairs & Benches



French Farmhouse Bench
#11B-1656....16Dx56Wx18H
#11B-1662....16Dx62Wx18H
#11B-1668....16Dx68Wx18H



Mission Bench
#53B-1656....16Dx56Wx18H
#53B-1662....16Dx62Wx18H
#53B-1668....16Dx68Wx18H




Cross Bench
#52B-1656....16Dx56Wx18H
#52B-1662....16Dx62Wx18H
#52B-1668....16Dx68Wx18H



Empire Bench
#55B-1656....16Dx56Wx18H
#55B-1662....16Dx62Wx18H
#55B-1668....16Dx68Wx18H

Wood Seat Only



Wood Seat Only



49S Keystone Side 208A Mansfield Arm 209S Mansfield Side 210S Mansfield Side 187A Litchfield Arm 187A Litchfield Side

Wood Seat Only



Wood Seat Only



102A Classic Landsing Arm 102S Classic Landsing Side

Any chair can be ordered as a
Counter High Stool (24" seat height)
or
Bar High (30" seat height)
with or without a swivel base.

Desk base can be
added to any chair



87A LaCroix Arm
With Desk base
(5 Star Gas Lift)



999S Parsons Chair



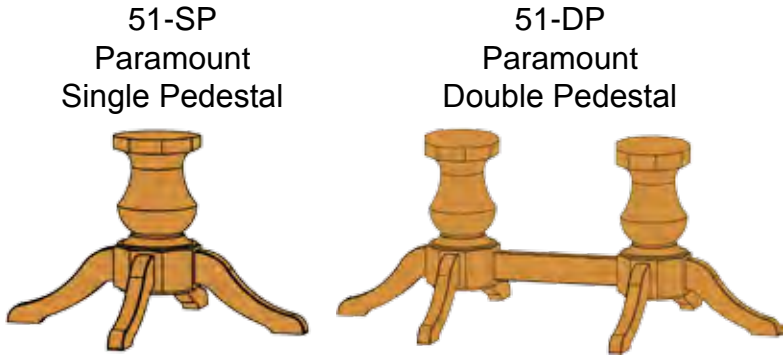
Five steps for order accuracy







Step #1
Style is:
51-Paramount Pedestal




YUTZY
WOODWORKING
THE URBAN COLLECTIONS

The Estate Collection
Paramount Pedestal Tables



| Step #2 Size | | Step #3 Leaves or Solid (0) | Step #4 Table Shape | Step #5 Profile |
|--------------------|-----------|---|-------------------------|---|
| Table Size | Pedestals | Leaves | Shape | Table Profile |
| 36x36 | SP | 0 2-12" 4-12" 1-18" 2-18" | SQ (Square) | BVL  |
| 36x42 | SP | | RNC (Rounded Corner) | HRO  |
| 36x48 | SP | | SQVL (Square Oval) | MSN  |
| 36x52 | DP | | BOT (Boat) | OGE  |
| 42x42 | SP | | BQT (Banquet) | ROV  |
| 42x60 | SP | Solid Tops Only 0 0 0 0 0 0 0 0 0 | RND (Round) | SRO  |
| 42x66 | DP | | OVL (True Oval) | |
| 42x72 | DP | | SMVL (Semi-Oval) | |
| 48x48 | SP | | | |
| 48x72 | DP | | | |
| Solid Tops Only | | | | |
| 42x78 | DP | | | |
| 42x84 | DP | | | |
| 42x96 | DP | | | |
| 48x78 | DP | | | |
| 48x84 | DP | | | |
| 48x96 | DP | | | |
| 54x54 | SP | | | |
| 60x60 | SP | | | |
| 72x72 | SP | | | |

| #1 Leg# | #2 Table Size | #3 Leaves | #4 Table Shape | #5 Table Edge | Wood Specie | Finish Color | Price |
|--|------------------|--------------|-------------------|------------------|----------------|-------------------|--------------------|
| e.g.  | 51 | 42x60 | 2-12 | BOT | OGE | Retreat Cherry | 227 Rich Cherry |

Standard table height is 30"
Option: Also available in Counter Height 36" and Pub Height 42"
See price list options page 3

Five steps for order accuracy







Step #1
Style is:
50-Farmhouse Pedestal




YUTZY
WOODWORKING
THE URBAN COLLECTIONS

The Estate Collection
Farmhouse Pedestal Tables



| Step #2 Size | | Step #3 Leaves or Solid (0) | Step #4 Table Shape | Step #5 Profile |
|--------------------|-----------|---|-------------------------|---|
| Table Size | Pedestals | Leaves | Shape | Table Profile |
| 36x36 | SP | 0 2-12" 1-18" | SQ (Square) | BVL  |
| 36x42 | SP | | RNC (Rounded Corner) | HRO  |
| 36x48 | SP | | SQVL (Square Oval) | MSN  |
| 36x52 | SP | | BOT (Boat) | OGE  |
| 42x42 | SP | | BQT (Banquet) | ROV  |
| 48x48 | SP | Solid Tops Only 0 0 0 0 0 0 0 0 0 | RND (Round) | SRO  |
| Solid Tops Only | | | OVL (True Oval) | |
| 42x60 | SP | | SMVL (Semi-Oval) | |
| 42x66 | SP | | | |
| 42x72 | SP | | | |
| 42x78 | SP | | | |
| 54x54 | SP | | | |
| 60x60 | SP | | | |
| 72x72 | SP | | | |
| | | | | |
| | | | | |

| #1 Leg# | #2 Table Size | #3 Leaves | #4 Table Shape | #5 Table Edge | Wood Specie | Finish Color | Price |
|--|------------------|--------------|-------------------|------------------|----------------|-------------------|--------------------|
| e.g.  | 50 | 42x60 | 2-12 | BOT | OGE | Retreat Cherry | 227 Rich Cherry |

Standard table height is 30"
Option: Also available in Counter Height 36" and Pub Height 42"
See price list options page 3

Five steps for order accuracy

Step #1
Leg Style



Step #2
Size

Table Size
36x36
36x42
36x48
36x52
42x42
42x60
42x66
42x72
48x48
48x72
Solid Tops Only
42x78
42x84
42x96
48x78
48x84
48x96
54x54
60x60

Step #3
Leaves or Solid (0)

Leaves
0
2-12"
4-12"
1-18"
2-18"

Solid Tops Only
0
0
0
0
0
0
0
0
0

Step #4
Table Shape

Shape
SQ (Square)
RNC (Rounded Corner)
SQVL (Square Oval)
BOT (Boat)
BQT (Banquet)

Step #5
Profile

Table Profile
BVL Bevel
HRO Half Round
MSN Mission
OGE O-GEE
ROV Round Over
SRO Small Rnd Over

| #1 Leg# | #2 Table Size | #3 Leaves | #4 Table Shape | #5 Table Edge | Wood Specie | Finish Color | Price |
|------------|------------------|--------------|-------------------|------------------|----------------|-------------------|--------------------|
| e.g. | 12 | 42x60 | 2-12 | BOT | OGE | Retreat Cherry | 227 Rich Cherry |

Standard table height is 30"
Option: Also available in Counter Height 36" and Pub Height 42"
See price list options page 3



About the Company

Yutzy Woodworking is a family owned business that takes great pride in manufacturing, Quality, Solid Wood, Heirloom Furniture.

It all starts with our dedicated team of talented employees. From engineering to customer service and all the skilled craftsmen in-between, everyone at Yutzy Woodworking is passionate about building quality solid wood furniture.

We encompass six categories of custom solid wood furniture for your home;

Bedroom, Youth Bedroom,
Dining, Home Office, Occasional,
Entertainment.

Plus!!! for that piece of furniture that you cannot find anywhere..... our custom shop.

With 5 different wood species, over 50 stains and paints and countless hardware options you can get exactly what you want, a truly unique piece of Quality furniture that will last a lifetime.

Let us build you a family Heirloom that you will be proud to pass down to the next generation.

Proudly displaying USA pride in every piece we build



27 Bedroom Collections



6 Entertainment Collections



14 Occasional Collections



4 Youth Bedroom Collections



4 Home Office Collections



10 Reasons Yutzy Woodworking is an Incredible Value.....



Smooth Glide System

Our fully extended accurate ball bearing glide system allows smooth operation and full use of entire drawer. No plastic or staples are used in our construction.



Dovetail Drawers

The front and back corners of each drawer feature English dovetail joinery producing a drawer strong enough to withstand a lifetime of openings.



Floating Spacer Balls

Rubber balls placed inside frames of all floating panels allows expansion and contraction without causing warpage, splitting or rattling.



Solid Wood Tops and Side Panels

Solid wood tops and solid wood side panels are a signature of heirloom quality furniture. Every case piece we make whether it is a small media chest or one of our tall armoires features only the best solid wood top and solid wood side panel construction.



Solid 5/8" Finished Drawers

Interiors finished with 2 coats of Catalyzed Conversion Varnish Each drawer is sanded smooth providing a clean look and the ultimate protection for your clothing.



Corner Stability

Case furniture features reinforced wooden corner blocks to add strength to your furniture and prevent it from racking, when handling or moving furniture.



Graduated Drawers

All of our cases are designed with drawers that decrease in size from bottom to top. Although more costly, the result is a truly stylish and sophisticated look. In addition, all drawers extend fully inside each case providing maximum storage capacity.



Framed, Fitted Back Panel

A wooden panel is framed and screwed into the back of each case for added strength and to eliminate racking. Pocket screws are used for easy access and removal of the floating top. Then we add that extra step and completely finish the fitted back panel of each case piece in the same exact stain used on your masterpiece. At The Urban Collection we do not take short cuts.




Bolt Rail and Slat Supports

Each bed features a dove-tailed solid wood slat support system that rests in a forged aluminum alloy fitted support system snugly. Each support has individual "stained" wooden support leveler under each slat, and is attached to our 5/4" solid rails that match the species and stain that you choose. This old world technique provides stability and strength that will last a lifetime.



Stain Quality Catalyzed Conversion Varnish

Catalyzed Conversion Varnish delivers the best long-term quality, hands down. It provides unbeatable durability when exposed to many solvents, household products, food items and oils. The highest solid content of conversion varnish offers a denser wear surface to protect the wood. This coating is extremely clear. The silky feel of our conversion varnish is unmatched. Conversion varnish is chemically cured, as opposed to air drying, which gives a tighter molecular binding, protecting your furniture against solvents and water. This type of coating is not intended for "disposable" furniture. It is designed to safeguard the beauty and integrity of heirloom quality wood products.



YUTZY

WOODWORKING

THE URBAN COLLECTIONS



Solid Wood Dining Furniture
By Yutzy Woodworking LTD