


Warning :

- Be sure to check all packing material carefully for small parts, which may have come loose inside the carton during shipment.
- To prevent possible scratches and damage, this furniture must be assembled on a soft surface such as a blanket or carpet.

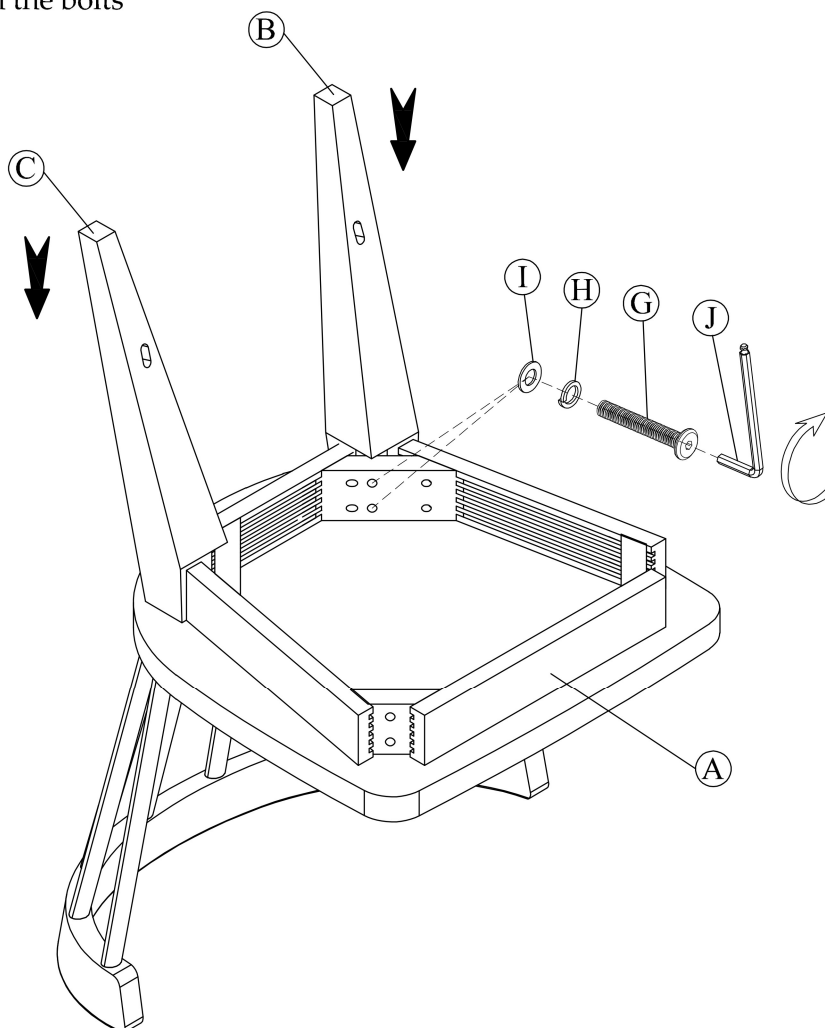


30757 / 30758
Side chair 2in

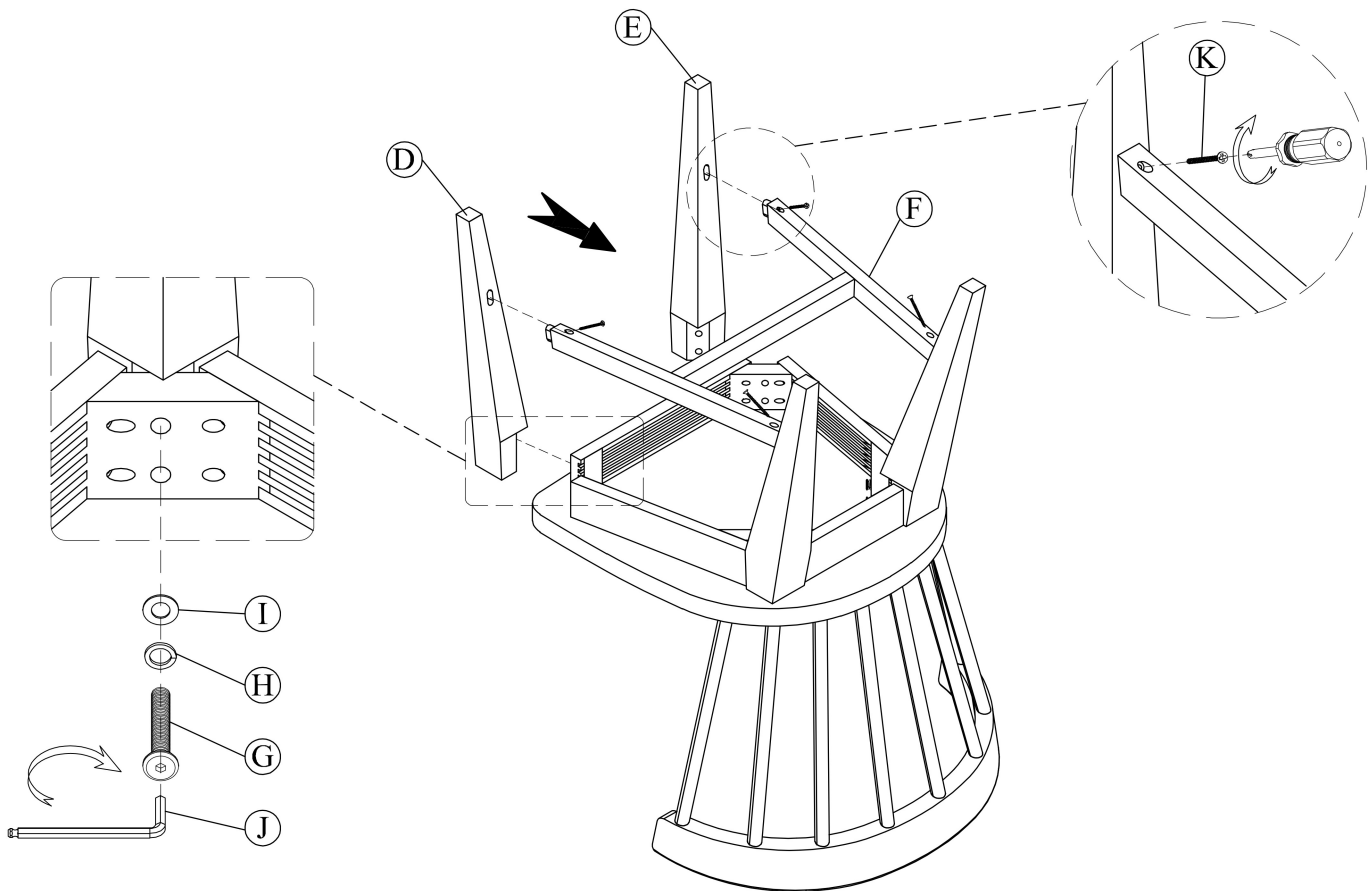
Components and Hardware List

<p>Chair Back 1 Pc.</p>	<p>Back Leg (Left) 1 Pc.</p>	<p>Back Leg (Right) 1 Pc.</p>	<p>Front Leg (Left) 1 Pc.</p>	<p>Front Leg (Right) 1 Pc.</p>		
<p>Stretcher 1 Pc.</p>	<p>Allen Head Bolt M8-32 x 50mm 8 Pcs.</p>	<p>Lock Washer Ø9 x Ø13mm 8 Pcs.</p>	<p>Flat Washer Ø8 x Ø20mm 8 Pcs.</p>	<p>Allen Key 4 x 110mm 1 Pc.</p>	<p>Wood Screw Ø4 x 50mm 4 Pcs.</p>	<p>Tool Required (not provided) Phillips Screwdriver</p>

STEP 1: Do not fully tighten the bolts



STEP 2: Using the Phillip screwdriver to tighten all screws and then use Allen key to tighten all bolts.



Complete

