



GARDEN CREST

GOLD

MATTRESS HEIGHT: 16.5"



QUILTED POLY GEL FOAM

Cooling resilient foam provides pressure relief support

GEL/GRAPHITE LATEX

Resilient support with graphite to pull heat away from the body

ALPACA

Natural Alpaca wicks away moisture and regulates body temperature

centi(GR)ade COOLING STRIPS

Perfectly positioned graphite strips remove excess body heat to achieve a naturally comfortable temperature

FULL BODY SURROUND®

Edge support system on all sides provides an edge-to-edge sleeping surface

PATENTED MOTION SEPARATION FOAM

Isolates partner's movement to provide the best in undisturbed sleep

JOMA WOOL


Natural Wool wicks away moisture and regulates body temperature

NEEDED COTTON

Breathable, soft cotton for healthy sleep

LATEX

Cooling resilient foam provides pressure relief support



825 COIL DENSITY (Q)



GARDEN CREST

GREEN

MATTRESS HEIGHT: 16.5"



QUILTED POLY GEL FOAM

Cooling resilient foam provides pressure relief support

GEL/GRAPHITE LATEX

Resilient support with graphite to pull heat away from the body

ALPACA

Natural Alpaca wicks away moisture and regulates body temperature

centi(GR)ade COOLING STRIPS

Perfectly positioned graphite strips remove excess body heat to achieve a naturally comfortable temperature

FULL BODY SURROUND®

Edge support system on all sides provides an edge-to-edge sleeping surface

PATENTED MOTION SEPARATION FOAM

Isolates partner's movement to provide the best in undisturbed sleep

JOMA WOOL


Natural Wool wicks away moisture and regulates body temperature

NEEDED COTTON

Breathable, soft cotton for healthy sleep

LATEX

Cooling resilient foam provides pressure relief support



825 COIL DENSITY (Q)



GARDEN CREST BLUE

MATTRESS HEIGHT: 16.5"



QUILTED POLY GEL FOAM

Cooling resilient foam provides pressure relief support

GEL/GRAPHITE LATEX

Resilient support with graphite to pull heat away from the body

ALPACA

Natural Alpaca wicks away moisture and regulates body temperature

centi(GR)ade COOLING STRIPS

Perfectly positioned graphite strips remove excess body heat to achieve a naturally comfortable temperature

FULL BODY SURROUND®

Edge support system on all sides provides an edge-to-edge sleeping surface

PATENTED MOTION SEPARATION FOAM

Isolates partner's movement to provide the best in undisturbed sleep

JOMA WOOL


Natural Wool wicks away moisture and regulates body temperature

NEEDED COTTON

Breathable, soft cotton for healthy sleep

LATEX

Cooling resilient foam provides pressure relief support



825 COIL DENSITY (Q)



GARDEN CREST

RED

MATTRESS HEIGHT: 16.5"



QUILTED POLY GEL FOAM

Cooling resilient foam provides pressure relief support

GEL/GRAPHITE LATEX

Resilient support with graphite to pull heat away from the body

ALPACA

Natural Alpaca wicks away moisture and regulates body temperature

centi(GR)ade COOLING STRIPS

Perfectly positioned graphite strips remove excess body heat to achieve a naturally comfortable temperature

FULL BODY SURROUND®

Edge support system on all sides provides an edge-to-edge sleeping surface

PATENTED MOTION SEPARATION FOAM

Isolates partner's movement to provide the best in undisturbed sleep

JOMA WOOL


Natural Wool wicks away moisture and regulates body temperature

NEEDED COTTON

Breathable, soft cotton for healthy sleep

LATEX

Cooling resilient foam provides pressure relief support



825 COIL DENSITY (Q)