


ASSEMBLY INSTRUCTIONS COASTER FINE FURNITURE



Fine Furniture for every stage of life

224944
Mirror

ITEM: **224944**

ASSEMBLY INSTRUCTIONS



ASSEMBLY TIPS:

1. Remove hardware from box and sort by size.
2. Please check to see that all hardware and parts are present prior to start of assembly.
3. Please follow attached instructions in the same sequence as numbered to assure fast & easy assembly.



WARNING!

1. Don't attempt to repair or modify parts that are broken or defective. Please contact the store immediately.
2. This product is for home use only and not intended for commercial establishments.



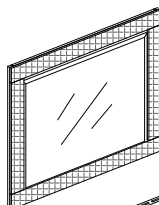
ASSEMBLY TIME

10 MINUTES

PARTS IDENTIFICATION

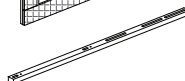
A MIRROR

1PC



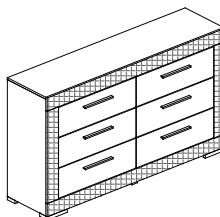
B MIRROR SUPPORT
(PACKED WITH MIRROR)

2PCS



C DRESSER
*FROM BOX ITEM 224943

1PC



HARDWARE IDENTIFICATION

1 ALLEN WRENCH
(M4 x 65MM - BLK)

1PC



2 BOLT
(M6 x 35MM - BLK)

8PCS



3 LOCK WASHER
(1/4" x 12Ø - BLK)

8PCS



4 FLAT WASHER
(1/4" x 19Ø - BLK)

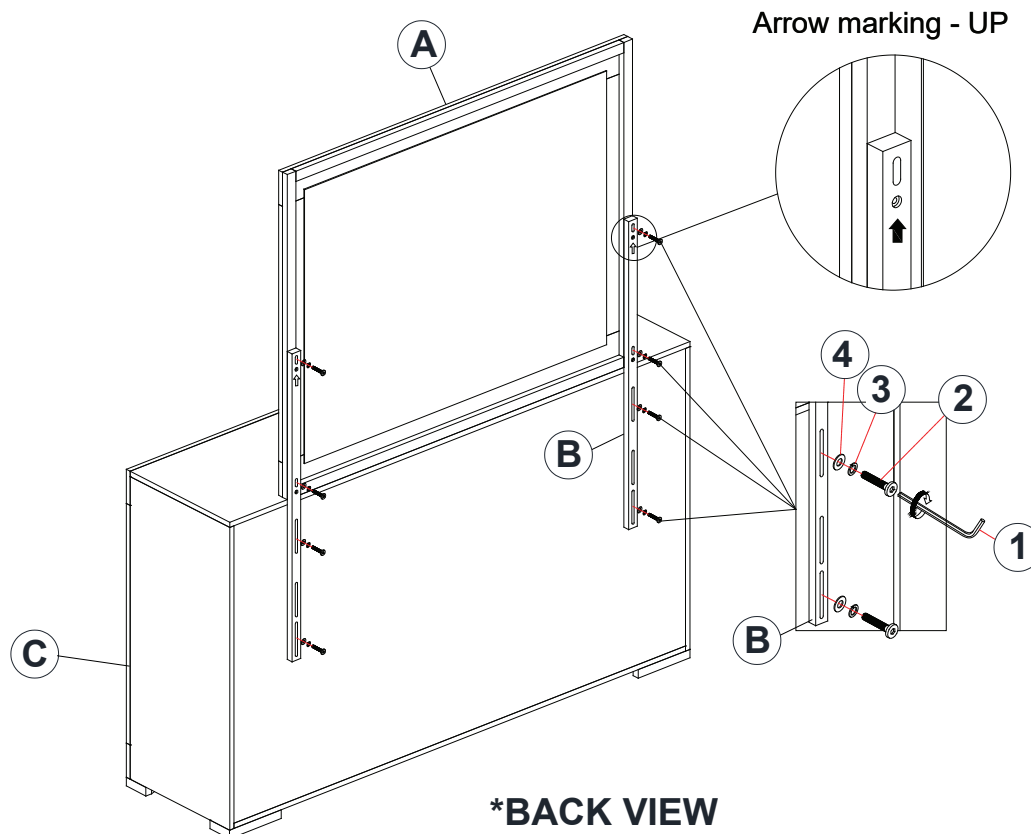
8PCS





ITEM: **224944**

ASSEMBLY INSTRUCTIONS

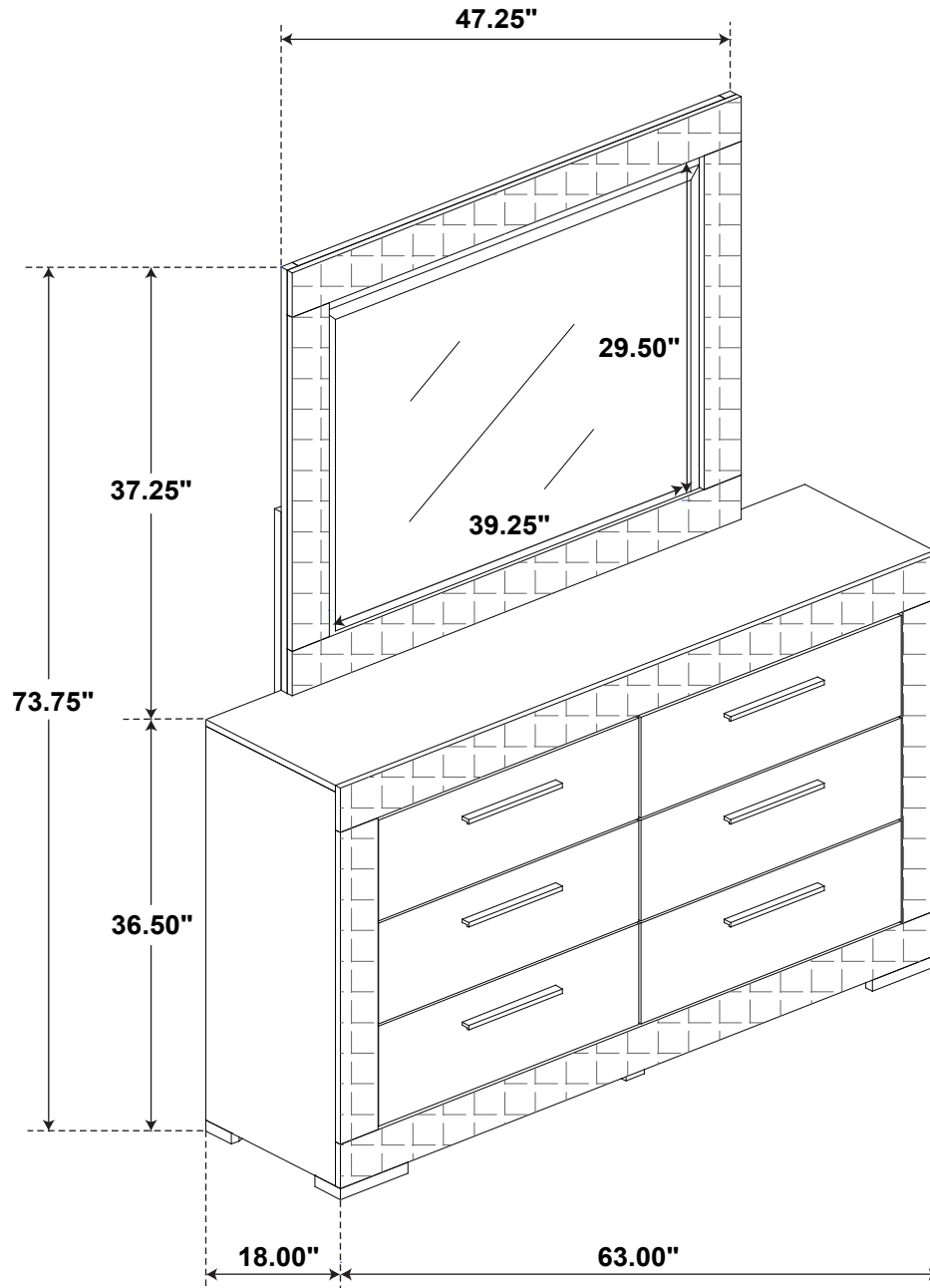
STEP 1



STEP 2 COMPLETE



ITEM: **224944**



Note: Dimension tolerance $\pm 5\%$