

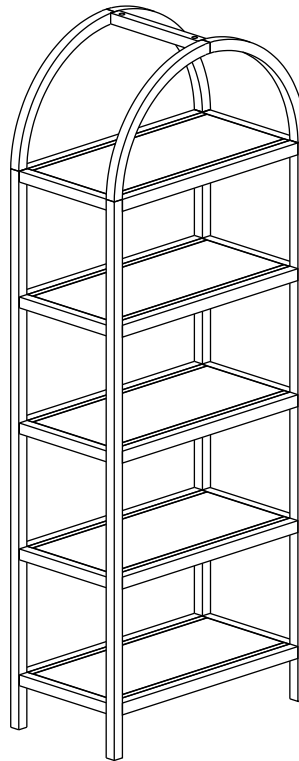
MOE'S

h o m e c o l l e c t i o n

ASSEMBLY INSTRUCTIONS.

EERO BOOKCASE WANUT

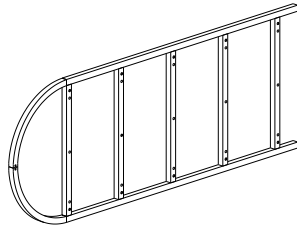
BC-1115-03



THANK YOU FOR YOUR PURCHASE!

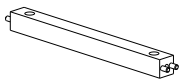
PARTS LIST.

A



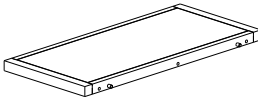
Frame Legs = 2pcs

B



Stretcher = 1pc

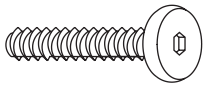
C



Shelf = 5pcs

HARDWARE LIST.

1. Bolt



M6

30pcs

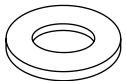
2. Spring washer



M 6.5

30pcs

3. Flat washer



M6.5


30pcs

4. Allen key



1 pc

5. Cam Bolts



2pcs

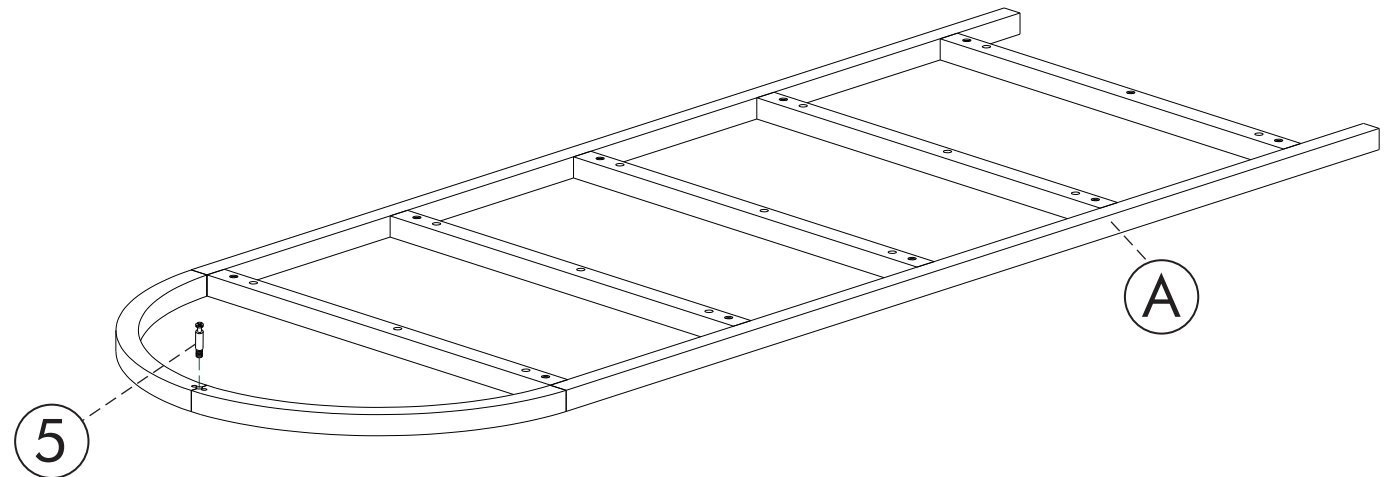
6. Cam Locks



2 pcs

STEP 1.

Insert Cam Bolts ⑤
Into Frame Leg ①
as shown



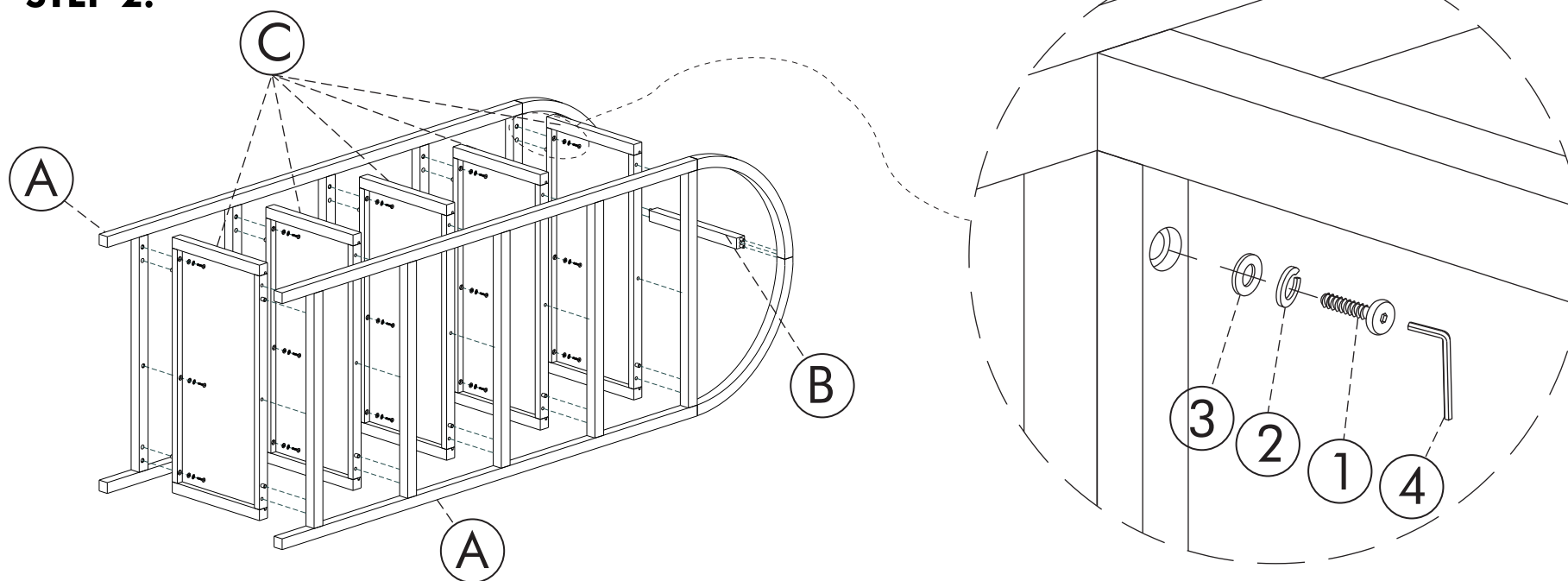
NOTES.

Thank you for purchasing this quality product! Be sure to check all packing material carefully for small part that may have come loose inside the carton during shipping.

CAUTION:

The item is heavy, assembly should be performed by two people.

STEP 2.



STEP 3.

Insert Cam locks ⑥ into the Stretcher ⑥
Press rmly together .
Turn the cam lock clockwise with a philipshead screwdriver to lock.

