

# HydroTap 120V BC G5 Command Center

## Product Spec Sheet



### HydroTap 120V BC G5 Command Center

Product Order Code: 01043465

The HydroTap by Zip Water is more than just a water system, it's cooking made easy and it's water at its best. That's because the HydroTap 120V BC command center provides users instant access to filtered boiling and chilled water.

This command center is ideal for residential and small commercial applications and can be paired with any of our various tap styles.

### HydroTap 120V BC G5 Command Center - Product Specs

<b>Product Order Code</b>	01043465
<b>Water Pressure:</b>	Min 37psi – Max 100psi (2.60 - 7.03kg/cm <sup>2</sup> ) with a minimum flow rate of 1 gpm (3.79 lpm)
<b>Water Connection:</b>	½" BSP - isolation valve is required within 3' (0.9m) of the installation
<b>Integral Water Values:</b>	All HydroTap systems are fitted with a Dual Check Valve and a 50psi (3.52kg/cm <sup>2</sup> ) Pressure Limiting Valve
<b>Water Supply Requirements:</b>	Potable drinking water supply
<b>Optimal Total Dissolved Solids (TDS) Range:</b>	TDS Min 50ppm – Max 150ppm
<b>Integral Water Filter:</b>	0.2 micron, 1 size - replace every 1,100 gallons / 4,163 liters or 12 months
<b>Power Rating:</b>	110-120V, 50-60Hz, 15 amp power supply with a NEMA 5-15 outlet
<b>Dimensions (WxDxH):</b>	13.3" x 18.2" x 13.1" / 339mm x 462mm x 333mm
<b>Minimum Air Gap:</b>	Minimum of 2" / 50mm clearance on left and right side and 8" / 200mm above
<b>Minimum Cabinet Size:</b>	18" wide x 24" deep / 457mm wide x 609mm deep
<b>Maximum Hose Connection Length</b>	3' / 0.9m (tap to command center)
<b>Minimum Distance Needed for Installation</b>	15" / 381mm (interior wall to garbage disposal)
<b>Dry Weight:</b>	66lbs / 30kg
<b>Product Approvals:</b>	IAPMO - NSF/ANSI 372, 42, 53, CSA B483.1, ASSE 1023, ASSE 1087; cUL; CEC
<b>Warranty:</b>	2-year limited parts and labor warranty

# HydroTap 120V BC G5 Command Center

## Product Spec Sheet

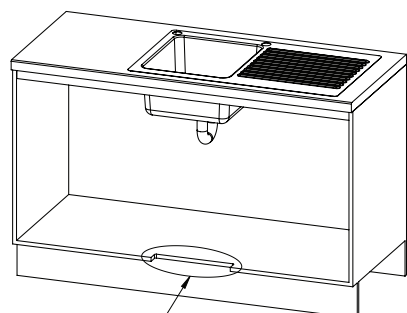


### Installation Requirements

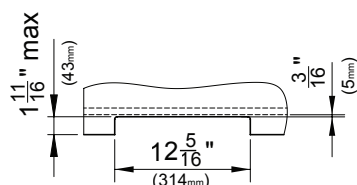
Installation and connection of your HydroTap must be carried out by a qualified person, observing all local, state, & federal regulations. You will require suitable 110-120V 50-60Hz, 15 amp power supply with a NEMA 5-15 electrical outlet within 5' 9" (1.75m) of the product.

The HydroTap is a pump-driven system so the installation of the Tap must be within 3' (0.9m) of the base command center. The HydroTap is an air-cooled system so discrete cabinetry cut-outs are required for ventilation. Installation on most countertops is straightforward however, some stone countertops may require a specialized cutting service.

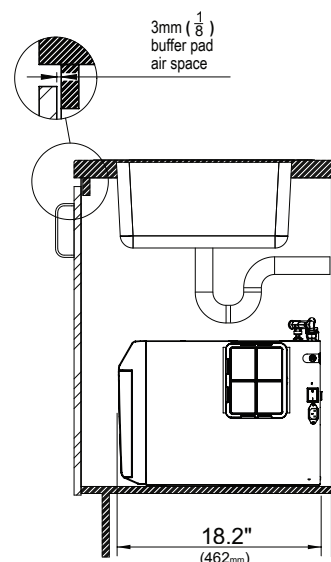
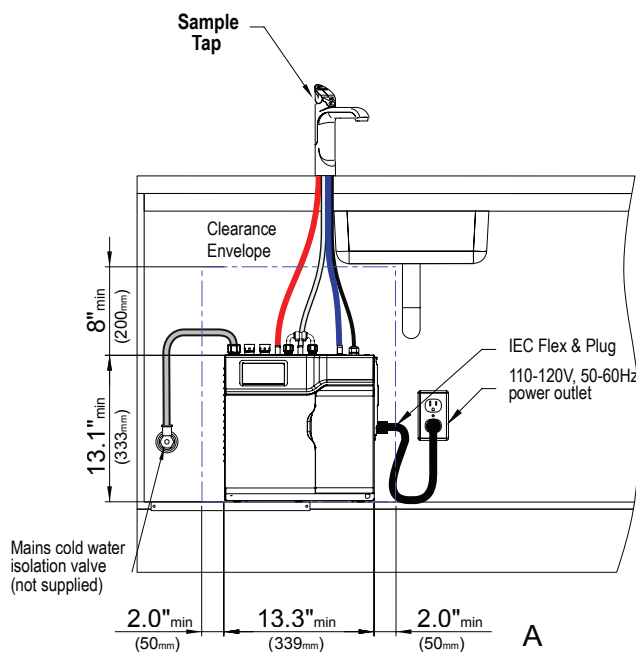
If using a drip tray (font) accessory, suitable drainage to a trapped waste is required within 3' (0.9m) of the installation. If you live in an area with hard water (more than 150ppm), we recommend installation of a scale filtration kit or a water softener. Sufficient space and clearance to install the HydroTap as detailed in the product installation guidelines is required.



VENTILATION DETAIL



DETAIL B: CABINET FLOOR CUT-OUT



Scan QR code to view  
installation guide.

Installation by Zip Professional Service is available in select metro areas and can be arranged with a phone call to 1-833-233-2358 or by emailing [wecare@na.zipwater.com](mailto:wecare@na.zipwater.com). Technical Installation assistance over phone or video call can be obtained by calling our customer care line at 833-233-2358, Monday through Friday 8am - 5pm Central Time.