

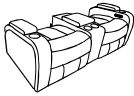








ASSEMBLY INSTRUCTION

MODEL: UM2768 -PCRLS W/PHR LED
AND SS SPEAKER

DESCRIPTION: POWER CONSOLE RECLINING
LOVESEAT W/ PHR, GLOBAL SURROUND SPEAKER

Thank you for purchasing this quality product. Be sure to check all packing material carefully for small parts that may have come loose inside the carton during shipment.

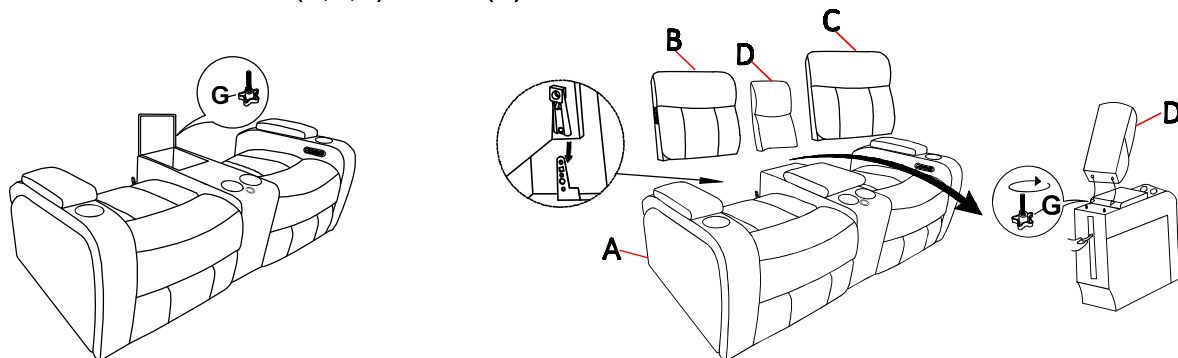
PART LIST:

No.	Description	Sketch	Quantity	No.	Description	Sketch	Quantity
A		Seat	1PC	B		Left Back	1PC
C		Right Back	1PC	D		Middle Back	1PC
E		Left Wing	1PC	F		Right Wing	1PC
G		Knob With Bolt	2PC	H		Plug With Wire	1PC
I		Plug With Wire	1PC				

STEP 1:

Important

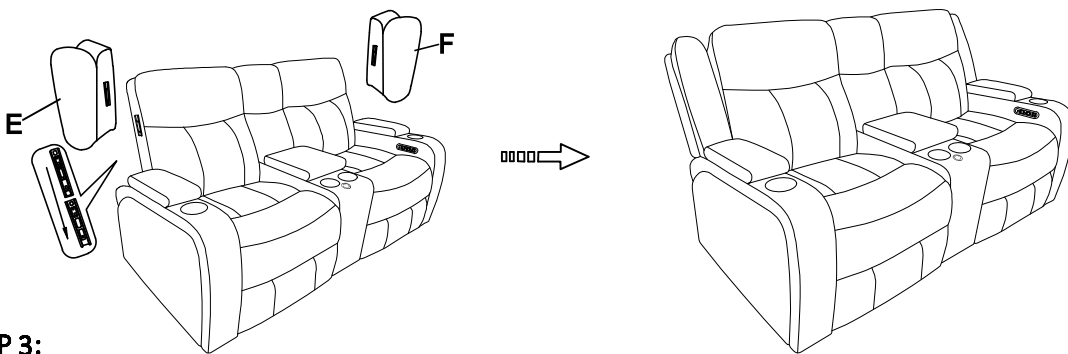
1. Please refer to the provided diagram, take out parts G.
2. Attached Backrest (B,C,D) to seat (A).



Made In Viet Nam

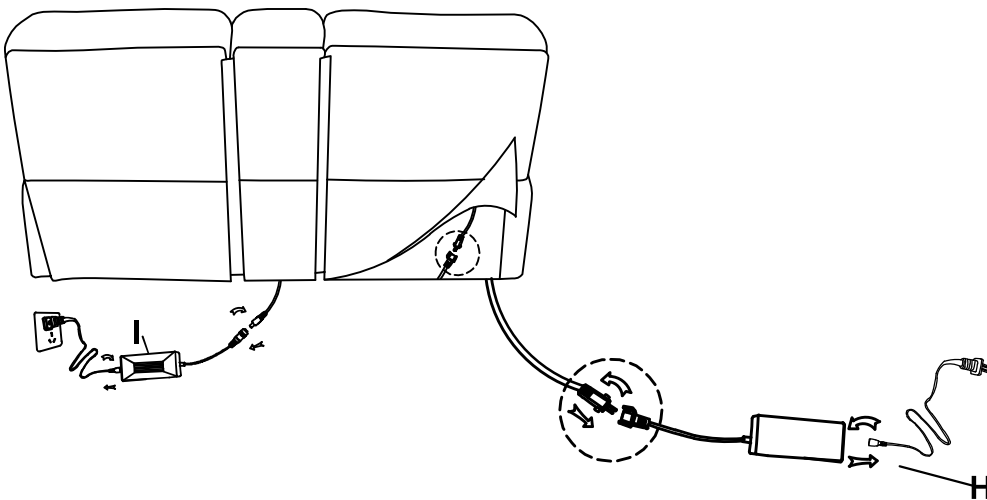
STEP 2:

1. Slide parts E and F until they are firmly and stably positioned.



STEP 3:

Important: Connect the plug (H) and plug (I) to the sofa seat (A).



STEP 4:

Important : Open the footrest by fulling out the Switch.

