



DD24STI7

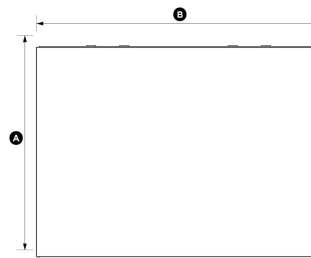
## Panel Ready DishDrawer™ Tall Single Dishwasher

This model is designed for extra headroom. The increased drawer height fits 12 plates, making cleaning up after dinner parties a breeze. The DishDrawer™ Tall dishwasher can also easily accommodate oversized platters and extra-long stemmed glasses. Product shown with custom cabinetry and handle. Door panel and handle not included. Apply your own cabinetry façade and handle.

Integrated

### Dimensions

Depth	22 1/2"
Height	<sup>(A)</sup> 17 7/8"
Width	<sup>(B)</sup> 23 9/16"



### Features & Benefits

#### Convenient

This model is taller than the standard DishDrawer™ dishwasher, so you can fit in large plates up to 13" in diameter. Racking is designed to hold long utensils and can fold away to free up space.

#### Efficient

This model has the choice of nine wash programs, including Eco options to minimize water and energy usage.

#### Innovative

Before washing begins, detergent passes through the world's first flow-through dispenser to ensure it is thoroughly dissolved, providing a faster, more hygienic wash with no hint of detergent burn.

#### Ergonomic

The DishDrawer™ is as easy to open and close as a kitchen drawer and conveniently positioned at countertop height so loading and unloading requires minimal bending. Easy-to-use folding tines allow you to place large pots, platters and bowls into the drawer with ease.

#### Safe

For added safety, a key lock and child lock are included and DishDrawer™ has three stage flood protection.

#### Ecofriendly

This dishwasher uses only two gallons of water on a Normal Eco wash program and is ENERGY STAR rated CEE tier 1 for energy efficiency and cleaning and drying performance.

#### A history of innovation

Find out what inspired the world's first dishwasher in a drawer 20 years ago and the incredible journey that followed.

#### Meet the maker

Watch Mike Jensen, General Manager of Industrial Design, explain the idea behind the DishDrawer™ Dishwasher.

#### Customer reviews

See why our customers love the DishDrawer™ Dishwasher and how it has become such a global success story.

### Specifications

#### Accessories



Cutlery basket	2
Knife clip & Multipurpose clip	•



#### A PEACE OF MIND SALE

24 Hours 7 Days a Week Customer Support

T 1.888.936.7872 W fisherpaykel.com

<b>Capacity and loading</b>		<b>Performance</b>		<b>Water connection</b>	
Accommodates plates up to	13 mm	Energy Star	•	Water connection	Max 140°F
Adjustable height, foldable cupracks	•	Noise (dBa) on gentle cycle top drawer	46	Water pressure	0.03 Mpa - 1 Mpa (4.3-145 psi)
Fold down tines	•	Water Usage	1.69		
Pitch Adjustable Tines	•	<b>Power requirements</b>			
Place settings	7	AMP draw	5.8 A	SKU	84676
<b>Control</b>		Rated current	15 A	<p>The product dimensions and specifications in this page apply to the specific product and model. Under our policy of continuous improvement, these dimensions and specifications may change at any time. You should therefore check with Fisher &amp; Paykel's Customer Care Centre to ensure this page correctly describes the model currently available. © © Fisher &amp; Paykel Appliances Ltd 2017</p>	
Child lock	•	Supply Frequency	60 Hz		
Electronic fault/Diagnostic indicator	•	Supply voltage	120 V		
End of cycle beeps	•	Wire	3	<b>Other product downloads available at <a href="http://fisherpaykel.com">fisherpaykel.com</a></b>	
Energy saving delay start option up to 12 hrs	•	<b>Warranty</b>		<b>fisherpaykel.com</b>	
Internal Wash Selector	•	Warranty	Limited 3 Year Parts & Labor	 Data Sheet	
Rinse aid indicator light	•	<b>Wash cycles</b>		 Panel Ready DishDrawer™ Dishwasher - DD24STI7 - Data Sheet	
Wireless Remote	•	Delicate	•		
<b>Details</b>		Delicate eco	•		
UPC Code	822843886234	Fast	•		
<b>Features</b>		Fast Eco	•		
Fan assisted drying	•	Heavy	•		
Flow through detergent dispenser	•	Heavy eco	•		
Quiet operation	•	Normal	•		
SmartDrive™ technology	•	Normal eco	•		
<b>Measurements</b>		Rinse	•		
ADA compliant	•	Wash cycles	9		
Dimensions (excl handle)	H17 7/8" x W23 9/16" x D22 1/2"	Wash programs	9		
		<b>Water Usage</b>			
		Water Usage	1.69 gallons per cycle		