

## FIorentina 36" INDUCTION

1M002ZV1011A SOLID DOOR

1M002ZV1012A GLASS DOOR



The Fiorentina 36" Induction version features six cooking zones, a glass ceramic surface, boosters on all the cooking zones, ON / OFF and residual heat (H) lights and heating and low temperature functions.

The multifunction electric oven has an extra-large capacity, and is equipped with double ventilation for better heat distribution. Multiple baking functions allow for ultimate flexibility, performance and capacity. Inside, telescopic chrome oven racks allow for convenient inspection of dishes during cooking and effortless removal when done.

The wide oven door - available in two versions with and without window - is equipped with an assisted closing system that absorbs shocks and the internal lighting with Halogen lights for flawless visibility. The construction of the door ensures an outdoor temperature of <122°F (50°C) even during the pyrolytic cycle (869°F - 465°C). Black Porcelain enamel interior and the enamelled tray, supplied with the anti-splash grilled cover, facilitates the collection of liquids, while preventing them from dirtying the walls of the cooking compartment, thus facilitating cleaning. In addition, the oven has additional functions such as the Pyrolysis function for self-cleaning and Booster for rapid temperature reaching and a food temperature probe.

### COOKING SURFACE

- 4 Single Induction cooking zones
- 1 Dual Max Power with Ø 11" cooking zone
- Elegant Ceramic glass surface
- Premium induction technology for unsurpassed performance
- Booster function for each cooking zone
- Residual heat and Power-on Indicators
- Melting and Simmering function
- Digital Minute Minder / Pot Detection System
- Child Lock Function
- Failure Codes Indication
- Automatic Heat-up Time

### OVEN

- Dual True Convection
- Self-cleaning oven with Multifunction baking
- Black Porcelain enamel interior
- Cool to the touch soft closing door
- Extra-large baking cavity and viewing area
- 3 Halogen lights for flawless visibility
- Total capacity 147,2 lt
- Total capacity 5.2 cu. ft.

### OVEN FUNCTIONS

- Bake
- Broil
- Roast
- Convection
- True Convection
- Warm / Proof / Dehydrate
- Electronic cooking programmer
- Fast Pre-Heat
- Self-Clean
- Sabbath Mode

### INCLUDED ACCESSORIES

- 2 chrome racks
- 1 telescopic rack
- Enameled Broiler Pan

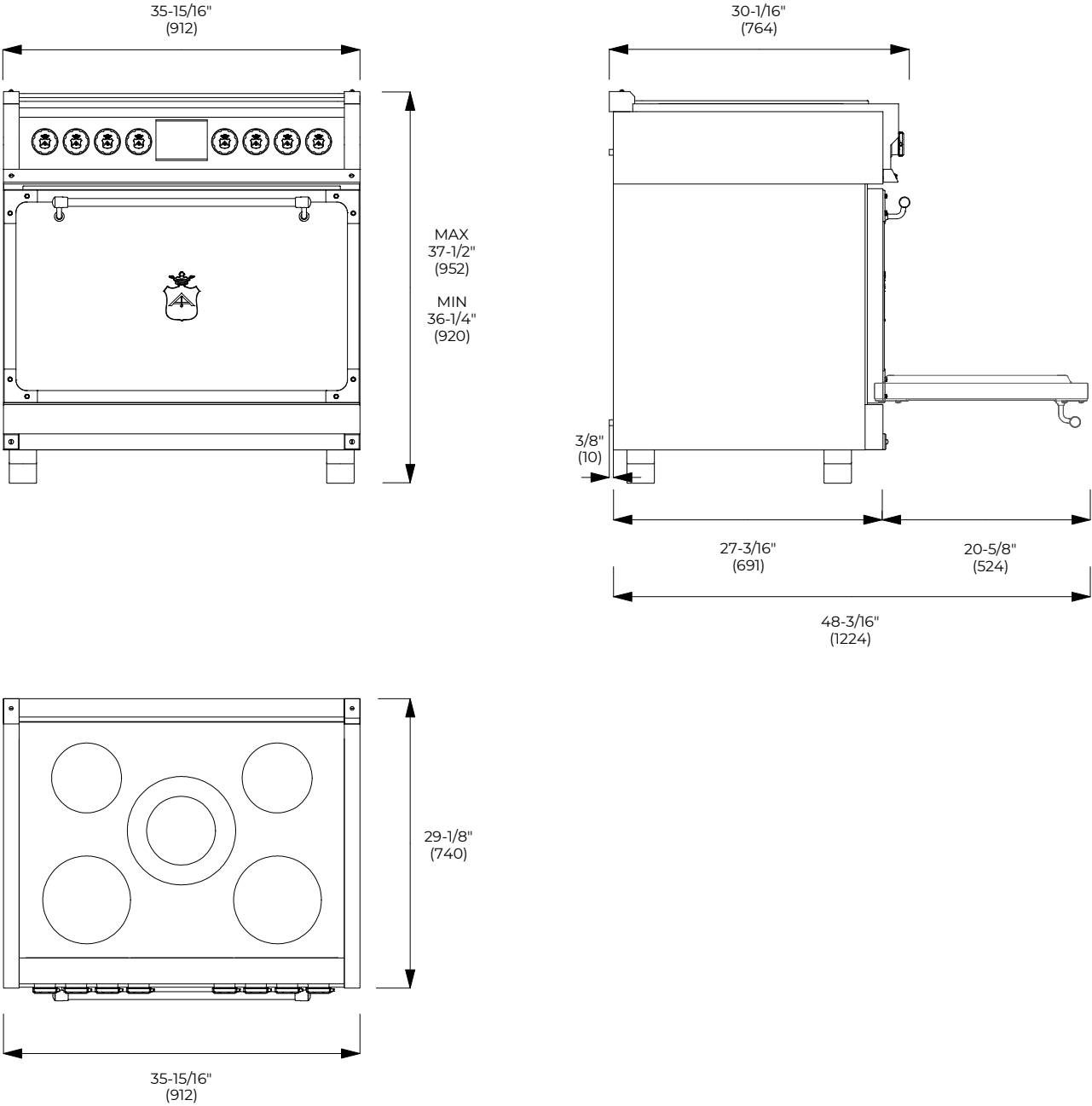
CONTROL PANEL			
Control Type	8 knobs		
Oven Programming	Electronic with 6 Touch Keys		
Display: Clock - Temperature - Function	White LED		
INDUCTION COOKTOP FEATURES			
	Pot Detection System	Residual Heat Indication	Melting Function 113°F / 45°C
	Simmering Function 158°F / 70°C	Digital Display for Power Level	Booster/Fast Boil Function for Each Zone
	Failure Codes Indication	Power Levels: 1 to 9	Cooling Fan System
	Heat up time automatic	Child Lock Function	Knob for power setting
Type	Induction		
Cooking Zones	6		
Burners types (Front-L) - Power (Max/Booster)	Inductor 9" (230 mm) 2300W / 3700W		
Burners types (Rear-L) - Power (Max/Booster)	Inductor 7" (180 mm) 1850W / 3000W		
Burners types (Center dual circuit) - Power (Max/Booster)	Inductor 11" (280 mm) 3000W / 5500W		
Burners types (Center single circuit) - Power (Max/Booster)	Inductor 7" (180 mm) 1850W / 3000W		
Burners types (Front-R) - Power (Max/Booster)	Inductor 9" (230 mm) 2300W / 3700W		
Burners types (Rear-R) - Power (Max/Booster)	Inductor 7" (180 mm) 1850W / 3000W		
OVEN			
Oven Type	Electric Self-clean - Dual Convection (True Euro Conv.)		
Temperature Regulation	Electronic Control (min/max 170/550°F - 75/290°C)		
OVEN FUNCTIONS			
	Pyrolytic Self-Clean	Dehydrate	True Convection
	Thaw (Defrost)	Convection Broil	Proof (Warm)
	Convection Roast	Keep warm (Warm Plus)	Pizza (Lower Convection)
	Oven Lights	Bake	Broil
	Preset/Last Used Temperature Memory	Preheat Indicator (25%, 50%, 75%, 100%)	Child Door Lock
	Control Display Lock	Fast Preheat	12/24 Hour Clock Formats
	Sabbath Mode	Temperature Display °C/°F	Meat Probe
OVEN CAVITY			
Total Capacity	5,20 cu. ft.	147,2 lt	
Cavity Enamel Color	Black		
Rack Positions	6		
Oven Lights	2x20W Halogen		
HEATING ELEMENTS (@240V)			
Broil Upper Heating Element	3500 W		
Upper Auxiliary Element Wattage	1032 W		
Concealed Bake Lower Heating Element	3000 W		
Convection Element	2 x 1300 W		
OVEN ACCESSORIES			
Chrome Racks	2		
Enameled Broiler Pan (basin + anti splash)	1		
Telescopic Chrome Rack	1		
DIMENSIONS			
Overall dim - Width	35-15/16"	912 mm	
Overall dim - Height (min - max)	37 - 3/8", 31 - 5/8"	948 mm - 980 mm	
Overall dim - Depth	30 - 1/16"	764 mm	
Gross Weight	382 lbs	174 kg	
POWER / RATINGS (208/240 V, 60 HZ)			
kW / Amps rating at 120-240V, 60Hz	12kW - 45.8A (Limited Maximum Output Amp.)		
kW / Amps rating at 120-208V, 60Hz	10kW - 48.5A (Limited Maximum Output Amp.)		
Power Cable	Nema 14-50P		

FIORENTINA 36" INDUCTION

1M002ZV1011A SOLID DOOR  
 1M002ZV1012A GLASS DOOR

VER. 1.0 - 2024.05.30

MEASUREMENTS - 1M002ZV1011A SOLID DOOR



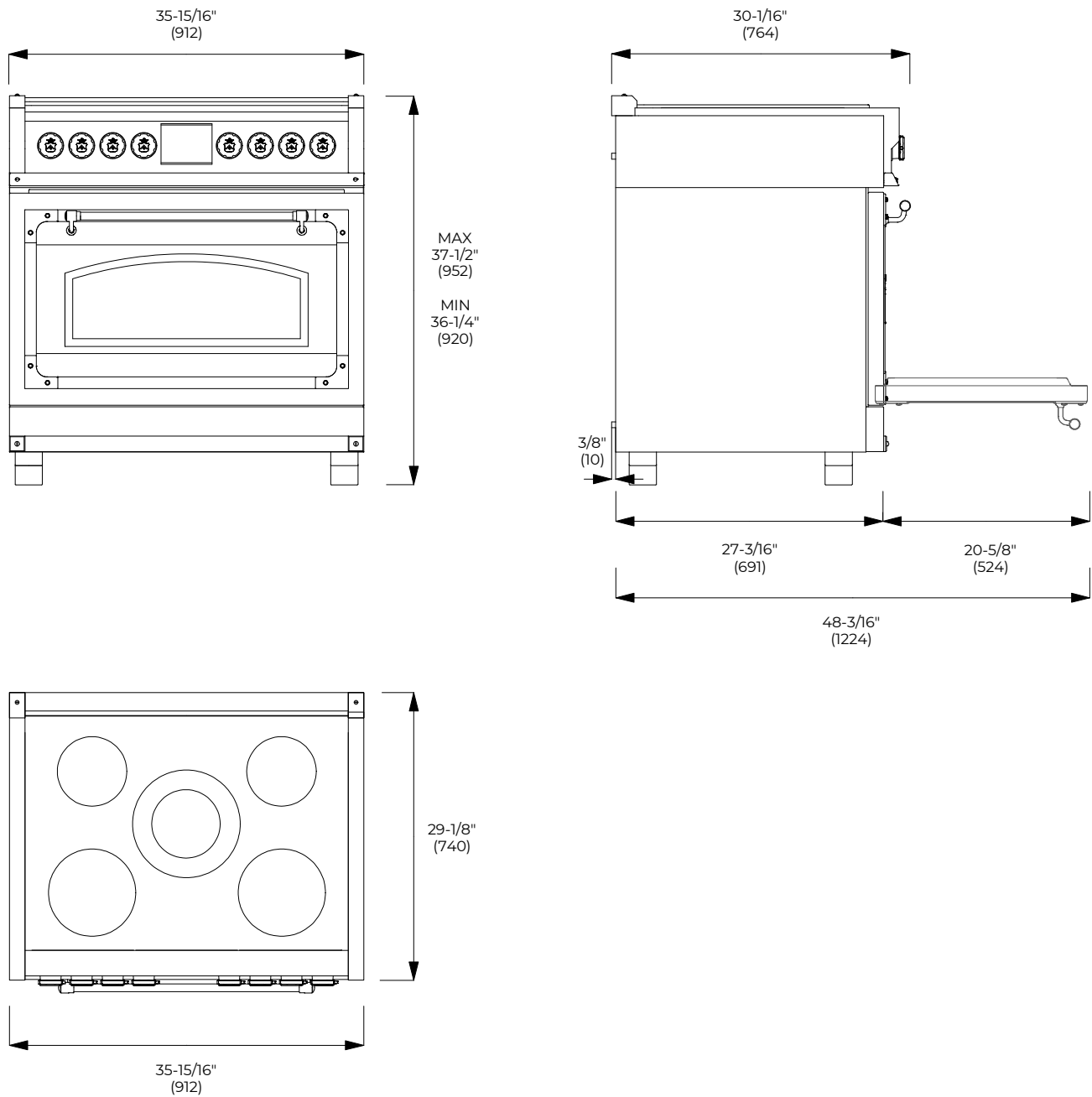


## FIorentina 36" INDUCTION

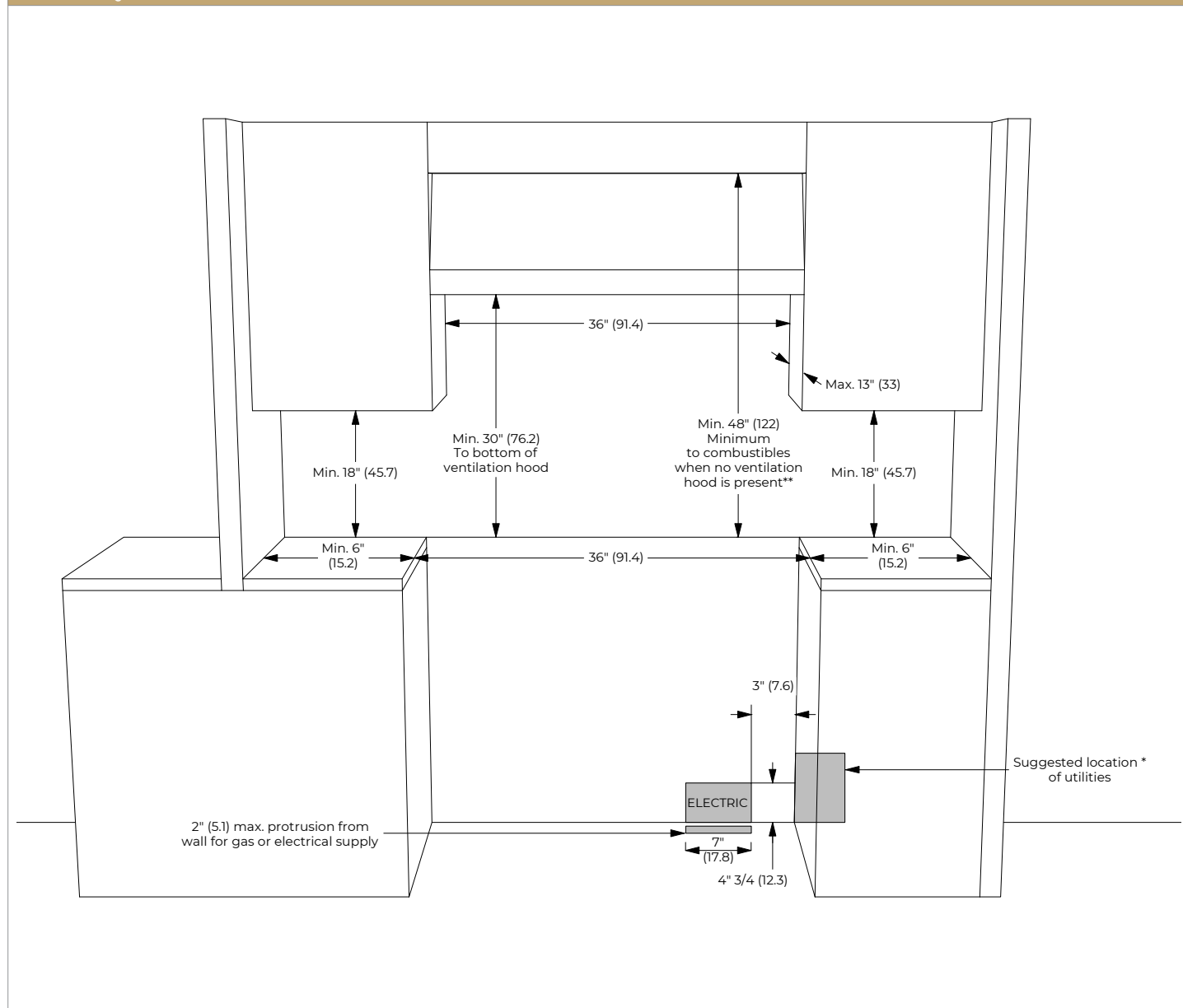
1M002ZV1011A SOLID DOOR  
1M002ZV1012A GLASS DOOR

VER. 1.0 - 2024.05.30

### MEASUREMENTS - 1M002ZV1012A GLASS DOOR



CUTOUT REQUIREMENTS



**\*\*NOTE:** Ensure your installation also complies with local and national building and fire codes. If the surface of the entire back wall above the range and below the hood is not composed of a non-combustible material then the 9" accessory back guard must be used.

**\*Consult** local code for exact location requirements.