

# PUCCM636S1

Canopy Hood

**YALE**  
APPLIANCE

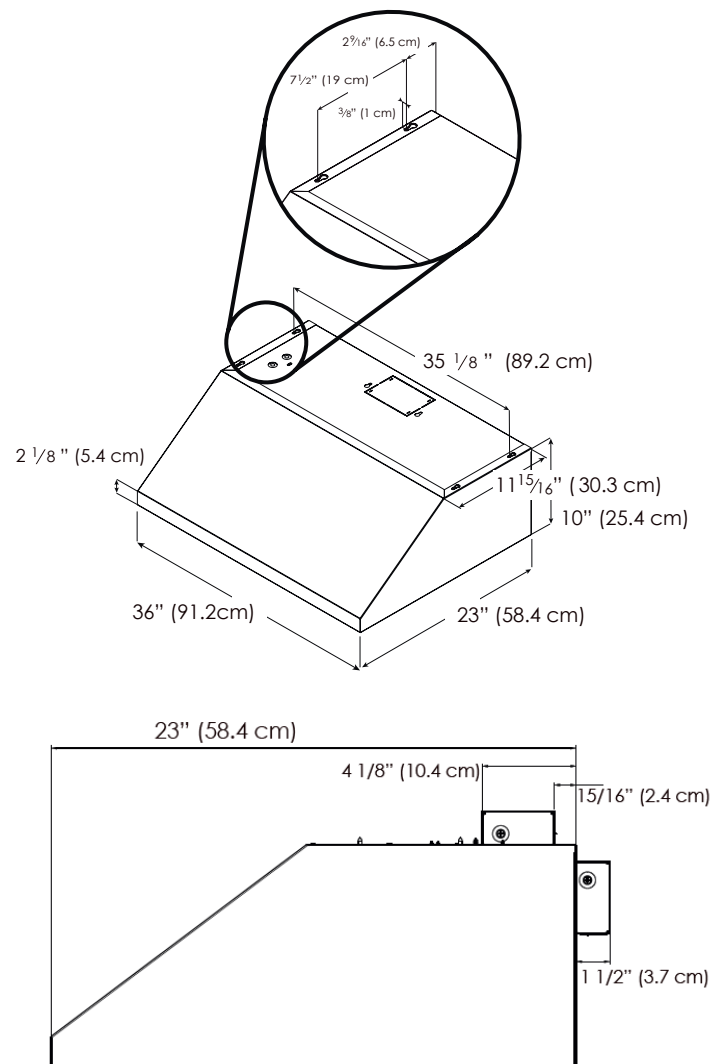


This model, with its pyramid shaped angles and stainless steel finish, makes a striking visual statement to any kitchen. Available in 36", features Black panel touch controls, LED lighting and 3-speed blower. It also features a telescopic chimney for up to 9'1" ceilings.

Designed for standard ducted installation it can also be installed as a recirculating system using the kit available as an accessory.

## MOUNTING HEIGHT RANGE







± ±  
≥ 24" ≥ 30"



## SPECIFICATIONS

<b>Width:</b>	36" Unit
<b>Model:</b>	PUCCM636S1
<b>Dimensions:</b>	36"W x 23"D x 10" H
<b>Blower Type(internal):**</b>	600 CFM(4-speed)
<b>Noise (sones):**</b>	2.0 - 7.0 Sones
<b>Finish:</b>	Stainless Steel
<b>Controls:</b>	Fully retractable rotating knobs with white backlighting
<b>Illumination: (Replaceable Lamps 1 Intensity)</b>	2 LED, 6.5 Watts 3000 KELVIN 540 LUMEN/Lamp
<b>Grease Filter:</b>	(2) Grease Collecting Stainless Steel Baffle
<b>Duct Transition:</b>	3 1/4" x 10" rectangular with Backdraft damper (top or rear)
<b>Installation Type:</b>	Ducted or Recirculating with Kit
<b>Mounting Height Range:</b>	Electric ≥ 24", Gas ≥ 30"
<b>Electrical:</b>	120V - 60 Hz, 457 Watts
<b>ACCESSORIES:</b>	
Long Chimney Ext 6":	ACC02158
Long Chimney with grates:	ACC0207174
Long Chimney Ext 12":	ACC02161
Stainless Steel Backsplash:	ACC0142867
Recirculating Kit:	ACC02770 (contains 2 round carbon filters & cabinet grate)
Inline Blower Shell Kit:	ACC0205342 (600 CFM, 6" duct size)
<b>WARRANTY:</b>	<b>Two (2) years parts &amp; in-home labor</b>

## FEATURES

-  **QUIET SYSTEM** - Specialized technology that allows reducing sound levels of your hood, which can effectively decrease noise by more than 35%.
-  **Grease Collecting Baffle Filters** - Intended for high airflow cooking, Their "S" shape design and Stainless Steel finish is crafted to capture significant amounts of grease.
-  **Thermal barrier** - The system detects extreme temperatures above 158 degrees and automatically increases the blower speed to HIGH.
-  **AIR FLOW CONTROL** - AFC technology enables the user to reduce the maximum blower CFM achieving <300 CFMs, to meet local code requirements.
-  **Fine precision** - Constructed with great attention to detail with High-quality stainless steel, result in a seamless and flawless finish.
-  **Superior performance** - High performance ventilation with 600 CFM blower.

## AIRFLOW CONTROL

Air Flow Control technology enables the user to reduce the maximum blower CFM of your hood achieving <300 CFMs, to meet local code requirements.

This model includes an Electronic Bypass Kit that needs to be placed at the moment of installing.