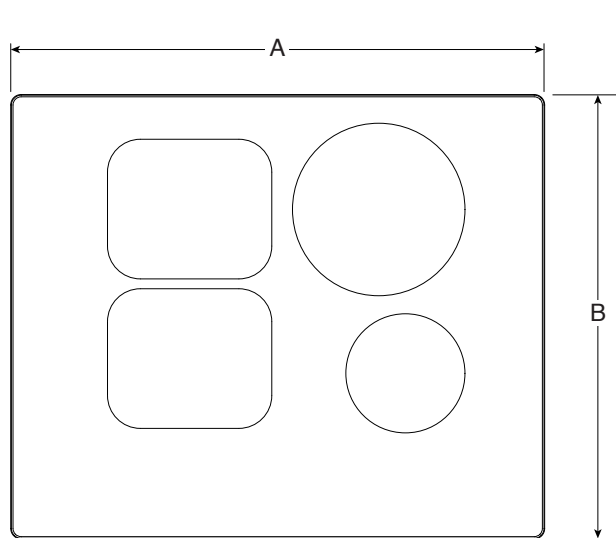


DIMENSION GUIDE

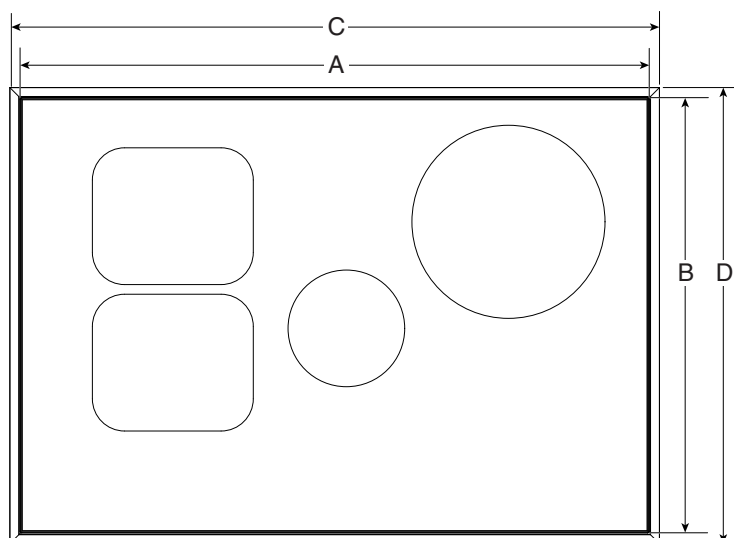
JENNAIR® INDUCTION COOKTOP

PRODUCT DIMENSION

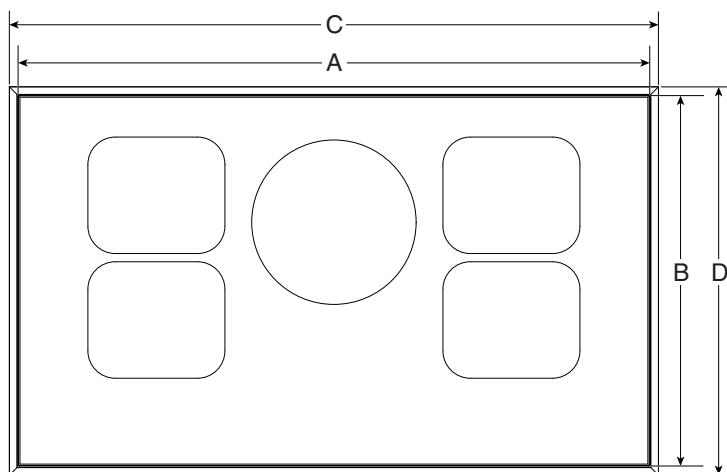
	24" COOKTOP JICT724SB	30" COOKTOP JICT730SB/JICT730SS	36" COOKTOP JICT736SB/JICT736SS
Width without Frame (A)	25 ⁹ / ₁₆ " (65 cm)	30 ³ / ₄ " (78.2 cm)	36 ⁵ / ₁₆ " (92.2 cm)
Depth without Frame (B)	21 ⁵ / ₁₆ " (54.1 cm)	21 ⁵ / ₁₆ " (54.1 cm)	21 ⁵ / ₁₆ " (54.1 cm)
Width with Frame (C)	NA	31 ¹³ / ₁₆ " (80.8 cm)	37 ⁵ / ₁₆ " (94.8 cm)
Depth with Frame (D)	NA	22 ⁵ / ₁₆ " (56.7 cm)	22 ⁵ / ₁₆ " (56.7 cm)



TOP VIEW 24" MODEL



TOP VIEW 30" MODEL



TOP VIEW 36" MODEL



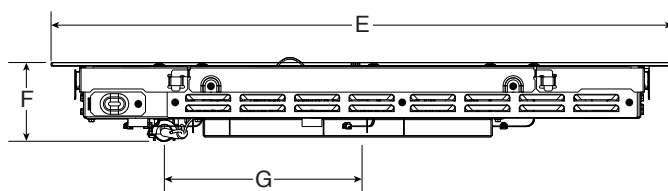
IMPORTANT: Dimensional specifications are provided for planning purposes only. Do not make any cutouts based on this information. Refer to the Installation Guide before selecting cabinetry, verifying electrical/gas connections, making cutouts or beginning installation. All JennAir® appliances are appropriately UL, CUL or CSA approved.

DIMENSION GUIDE

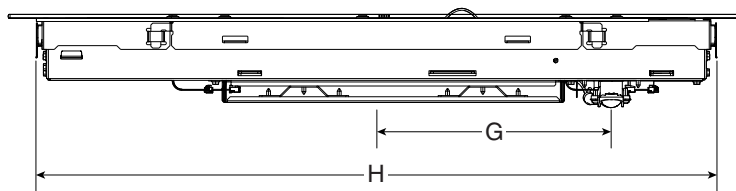
JENNAIR® INDUCTION COOKTOP

PRODUCT DIMENSION

	24" COOKTOP JICT724SB	30" COOKTOP JICT730SB/JICT730SS	36" COOKTOP JICT736SB/JICT736SS
Glass Width (E)	25 ⁹ / ₁₆ " (65 cm)	30 ³ / ₄ " (78.2 cm)	36 ⁵ / ₁₆ " (92.2 cm)
Electric Inlet to Surface (F)	3 ¹⁵ / ₁₆ " (9.9 cm)	3 ¹⁵ / ₁₆ " (9.9 cm)	3 ¹⁵ / ₁₆ " (9.9 cm)
Center to Electric Inlet (G)	6 ¹ / ₂ " (16.4 cm)	9 ¹³ / ₁₆ " (24.9 cm)	12 ⁵ / ₁₆ " (31.2 cm)
Recessed Cooktop Width (H)	21 ³ / ₄ " (55.2 cm)	28 ¹ / ₂ " (72.4 cm)	33" (84.0 cm)



FRONT VIEW



BACK VIEW



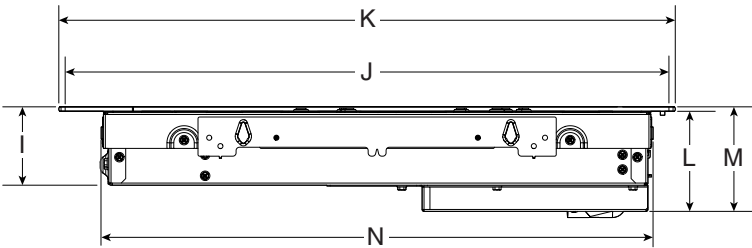
IMPORTANT: Dimensional specifications are provided for planning purposes only. Do not make any cutouts based on this information. Refer to the Installation Guide before selecting cabinetry, verifying electrical/gas connections, making cutouts or beginning installation. All JennAir® appliances are appropriately UL, CUL or CSA approved.

DIMENSION GUIDE

JENNAIR® INDUCTION COOKTOP

PRODUCT DIMENSION

	24" COOKTOP JICT724SB	30" COOKTOP JICT730SB/JICT730SS	36" COOKTOP JICT736SB/JICT736SS
Control Panel Height (I)	2 ³ / ₄ " (7.0 cm)	2 ³ / ₄ " (7.0 cm)	2 ³ / ₄ " (7.0 cm)
Depth without Frame (J)	21 ⁵ / ₁₆ " (54.1 cm)	21 ⁵ / ₁₆ " (54.1 cm)	21 ⁵ / ₁₆ " (54.1 cm)
Depth with Frame (K)	NA	22 ⁵ / ₁₆ " (56.7 cm)	22 ⁵ / ₁₆ " (56.7 cm)
Recessed Cooktop Height (L)	3 ¹ / ₂ " (8.94 cm)	3 ¹ / ₂ " (8.94 cm)	3 ¹ / ₂ " (8.94 cm)
Cooking Surface Height (M)	3 ¹¹ / ₁₆ " (9.34 cm)	3 ¹¹ / ₁₆ " (9.34 cm)	3 ¹¹ / ₁₆ " (9.34 cm)
Recessed Cooktop Depth (N)	20 ¹ / ₄ " (51.4 cm)	19 ⁷ / ₁₆ " (49.3 cm)	20 ¹ / ₄ " (51.4 cm)



SIDE VIEW

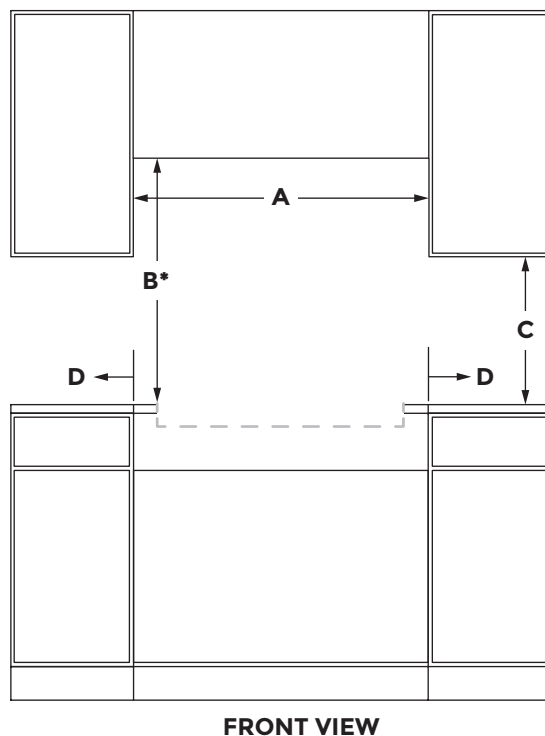
DIMENSION GUIDE

JENNAIR® INDUCTION COOKTOP

OPENING AND CLEARANCE

	24" COOKTOP JICT724SB	30" COOKTOP JICT730SB/JICT730SS	36" COOKTOP JICT736SB/JICT736SS
Combustible Area above Cooking Surface Width (minimum) (A)	24" (60.9 cm)	30" (76.2 cm)	36" (91.4 cm)
Bottom of Cabinet Height above Cooking Surface (minimum) (B)*	30" (76.2 cm)	30" (76.2 cm)	30" (76.2 cm)
Bottom of Cabinet Height above Countertop (minimum) (C)	18" (45.7 cm)	18" (45.7 cm)	18" (45.7 cm)
Distance to Fixed Wall or Combustible Material (D)	1" (2.5 cm)	1" (2.5 cm)	1" (2.5 cm)

*If installing a hood above the cooktop, follow the hood instructions for dimensional clearances above the cooking surface.



FRONT VIEW



IMPORTANT: Dimensional specifications are provided for planning purposes only. Do not make any cutouts based on this information. Refer to the Installation Guide before selecting cabinetry, verifying electrical/gas connections, making cutouts or beginning installation. All JennAir® appliances are appropriately UL, CUL or CSA approved.

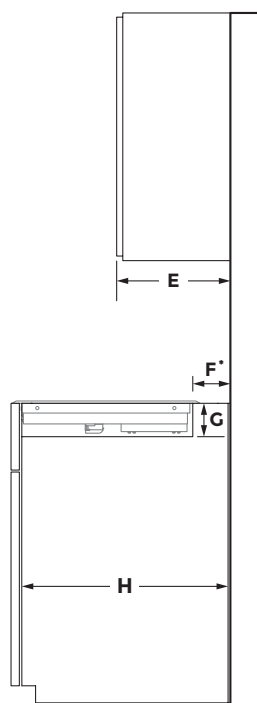
DIMENSION GUIDE

JENNAIR® INDUCTION COOKTOP

OPENING AND CLEARANCE

	24" COOKTOP JICT724SB	30" COOKTOP JICT730SB/JICT730SS	36" COOKTOP JICT736SB/JICT736SS
Recommended Upper Cabinet Depth (E)	13" (33 cm)	13" (33 cm)	13" (33 cm)
Cutout to Wall Depth (if backwall is constructed of non-combustible material) (F)*	1" (2.5 cm)	1" (2.5 cm)	1" (2.5 cm)
Cutout to Wall Depth (if backwall is constructed of combustible material) (F)*	1" (2.5 cm)	1" (2.5 cm)	1" (2.5 cm)
Cabinet to Countertop Height (G)	3 ¹⁵ / ₁₆ " (10 cm)	3 ¹⁵ / ₁₆ " (10 cm)	3 ¹⁵ / ₁₆ " (10 cm)
Cabinet Depth (H)	23 ³ / ₄ " (59.1 cm)	23 ³ / ₄ " (59.1 cm)	23 ³ / ₄ " (59.1 cm)

*If the back wall is constructed of a combustible material and a backsplash is not installed, a 7 3/4" (19.7 cm) minimum clearance is required from the cutout or 6" (15.2 cm) minimum clearance from the back edge of the cooktop.



SIDE VIEW



IMPORTANT: Dimensional specifications are provided for planning purposes only. Do not make any cutouts based on this information. Refer to the Installation Guide before selecting cabinetry, verifying electrical/gas connections, making cutouts or beginning installation. All JennAir® appliances are appropriately UL, CUL or CSA approved.

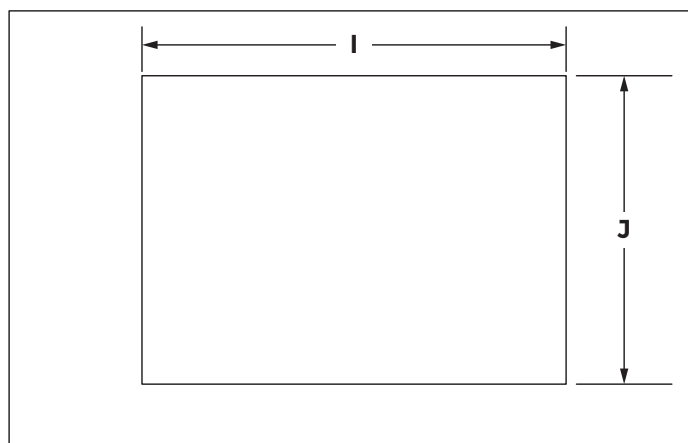
DIMENSION GUIDE

JENNAIR® INDUCTION COOKTOP

OPENING AND CLEARANCE

	24" COOKTOP JICT724SB	30" COOKTOP JICT730SB/JICT730SS	36" COOKTOP JICT736SB/JICT736SS
Countertop and Cabinet Cutout Width (I)	21 ¹³ / ₁₆ " (55.4 cm)	28 ¹ / ₂ " (72.4 cm)	33" (84 cm)
Countertop and Cutout Depth (J)	20 ⁷ / ₁₆ " (51.9 cm)	19 ⁹ / ₁₆ " (49.8 cm)	20 ⁷ / ₁₆ " (51.9 cm)

NOTE: Due to manufacturing factory tolerances, these are nominal dimensions. You may need to readjust to meet your clearance.



TOP VIEW



IMPORTANT: Dimensional specifications are provided for planning purposes only. Do not make any cutouts based on this information. Refer to the Installation Guide before selecting cabinetry, verifying electrical/gas connections, making cutouts or beginning installation. All JennAir® appliances are appropriately UL, CUL or CSA approved.

DIMENSION GUIDE

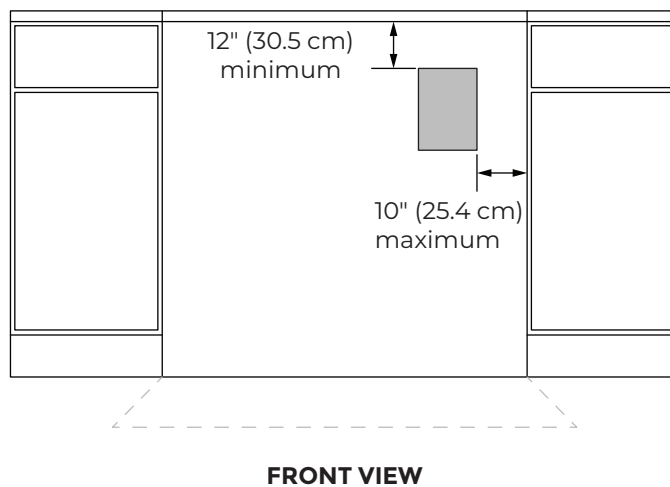
JENNAIR® INDUCTION COOKTOP

ELECTRICAL REQUIREMENTS

ELECTRICAL REQUIREMENTS CHECKLIST

- A 240 V, 60 Hz, AC only, fused, electrical circuit is required.
- For 24" (65 cm) cooktops, use a 40 A circuit.
- For 30" (78.2 cm) cooktops, use a 40 A circuit.
- For 36" (92.2 cm) cooktops, use a 50 A circuit.
- A dedicated circuit is recommended.

RECOMMENDED ELECTRIC OUTLET ZONE



FRONT VIEW

NOTE: If you have questions about your electrical supply, call a licensed, qualified electrician.



IMPORTANT: Dimensional specifications are provided for planning purposes only. Do not make any cutouts based on this information. Refer to the Installation Guide before selecting cabinetry, verifying electrical/gas connections, making cutouts or beginning installation. All JennAir® appliances are appropriately UL, CUL or CSA approved.