

ASSEMBLY INSTRUCTION

Page: 1 of 1



GLOBAL FURNITURE USA

MODEL : 9842 LANDO





DESCRIPTION : LANDO-SILVER-BN

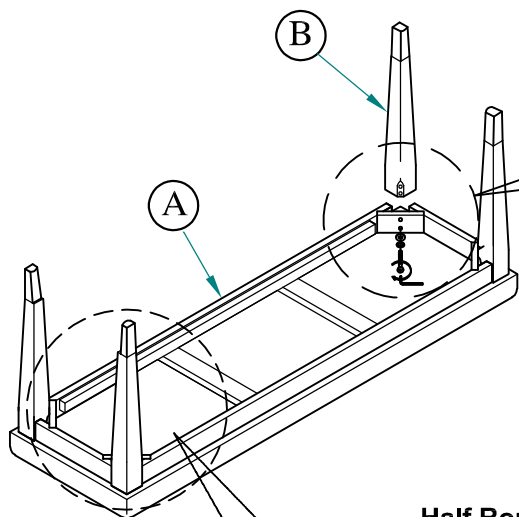
Thank you for purchasing this quality product. Be sure to check all packing material carefully for small parts which may have loose inside the carton during shipment. Identify and count all parts and compare with the parts list below.

PART LIST#

NO	NAME	PART	QTY
A	Seat frame with cushion		1pc
B	Leg		4pcs

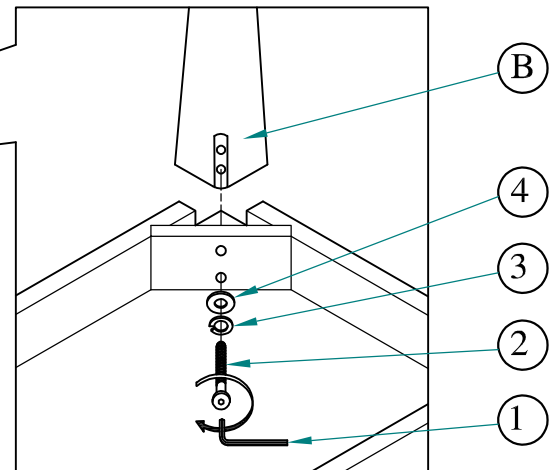
HARDWARE LIST#

NO	NAME	PART	QTY
1	Allen Key 5mm		1pc
2	JCBB M8 x 60mm		8pcs
3	M8 Spring Washer		8pcs
4	5/16" Flat Washer		8pcs

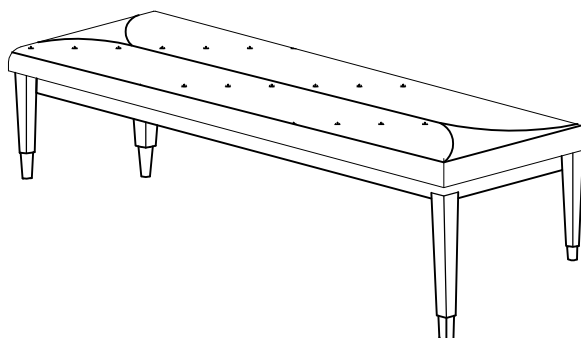


Half Round Inside

Flat Top View
Outside



Step 1: Secure the (B) Leg to the bottom of (A) Seat frame with cushion as a diagram shown and tighten with (2) JCBB M8 x 60mm, (3) M8 Spring Washer & (4) 5/16" Flat Washer.



Assembly completed