








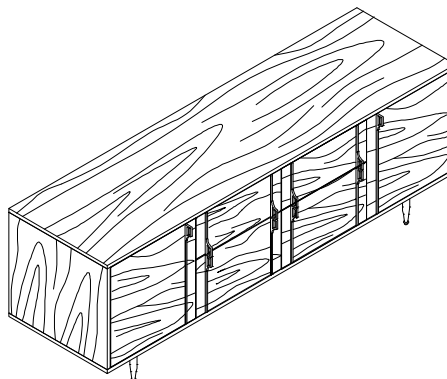


Thank you for purchasing this quality product. Be sure to unpack carefully looking for small parts which may have come loose during shipment.

Read all instruction and study the drawing carefully before starting the assembly process:

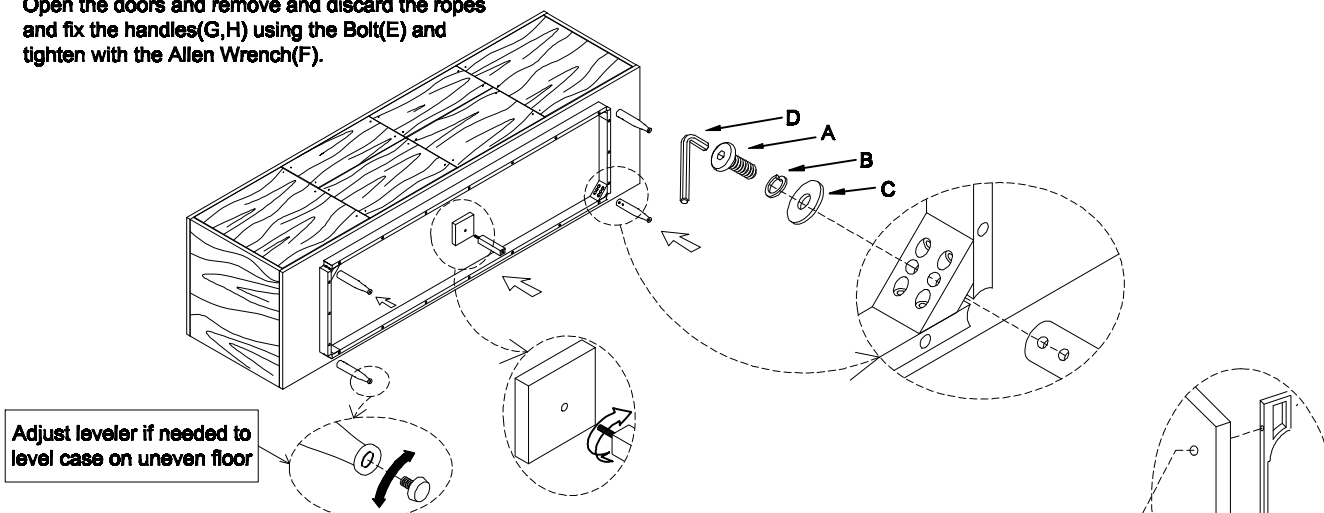
HARDWARE PACK

NO	DRAWING	DESCRIPTION	SIZE	QTY
A		BOLT	Ø5/16**2-1/4"	8pcs
B		LOCK WASHER	Ø5/16"	8pcs
C		FLAT WASHER	Ø5/16**19mm	8pcs
D		ALLEN WRENCH	5mm	1pc
E		BOLT	Ø1/4**7/8"	22pcs
F		ALLEN WRENCH	4mm	1pc
G		TOP DRAWER PULL	203*40*12	4pcs
H		BOTTOM DRAWER PULL	282*40*12	4pcs
I		DOOR PULL	490*40*12	2pcs



Step 1

Open the doors and remove and discard the ropes and fix the handles(G,H) using the Bolt(E) and tighten with the Allen Wrench(F).



Step 2

Open the doors and remove and discard the ropes and fix the handles(G,H) using the Bolt(E) and tighten with the Allen Wrench(F).

