



101SA-6 SMALL APERTURE® SERIES

10" IN-WALL SUBWOOFER - 4" OR 5" OPENING



Size 50 h x 12 w x 5.375 d (in)
1270 h x 304 w x 136.5 d (mm)
Freq Response 33-150Hz±3dB
Impedance 8 ohms
Sensitivity 87dB 2.83V /1m
Power req. 100-350W
Woofers (1) 10" (254 mm) Neodymium
Finishes See Trim Kit Options

(1) 10" (254 mm) Slim Subwoofer




The SA Series shallow depth in-wall subwoofer features a 5.38" deep sealed aluminum enclosure with a double-gang opening bass port. James all new proprietary woofer design promises high power handling and low distortion to deliver audiophile-quality where it counts.

With a high output 10" (254mm) honeycomb aluminum woofer and a band pass cabinet design, the 101SA-6 has an impressive 87dB sensitivity with bass down to below 33Hz. When combined with our Small Aperture module, the product is a high-quality, subsonic, full-range audio experience complete with deep powerful bass.

The sealed cabinet design features all aircraft grade aluminum construction for strength, sonic performance, and suitability for outdoor/marine applications. A grille provides a subdued visual effect, designed to be as unobtrusive as possible.

Order grille kits separately.

The optional James M1000 DSP amplifier can power one or two 101SA-6 subwoofers.



Square Option



Round Option



Spacer Ring

101SA Style	Type
SA101-5R-SR	5" Round Sheetrock, .5" d
SA101-5R-W	5" Round Solid Surface, .5" d
SA101-5R-RF	5" Round Retrofit, .5" d, .375" Bezel
SA101-4S-SR	4" Square Sheetrock, .5" d
SA101-4S-W	4" Square Solid Surface, .5" d
SA101-4S-RF	4" Square Retrofit, .5" d, .375" Bezel
SA101-SP-0.125	1/8" Spacer Ring
SA101-SP-0.5	1/2" Spacer Ring



Retro-fit designed with drop-ceiling in mind.



Sheetrock application with additional spacer shown.



Wood fit designed for flush mount applications.

James
LOUDSPEAKER

535 Airpark Road, Napa, CA 94558
Ph: 707.265.6343
www.jamesloudspeaker.com

HEARD BUT NOT SEEN

20170822