

BENTO BEDROOM



EQ3

BENTO – BEDROOM

DESCRIPTION

The Bento upholstered bed features low, modern proportions with a comfortable headboard. Inset legs give the bed a floating appearance. The Bento is available in all fabrics as well as select leathers.

FAQ

- Custom Made in Canada.
- Inset legs give the bed a floating appearance.

LEG OPTIONS



WALNUT



BLACK ASH

WALNUT AND BLACK ASH LEGS AVAILABLE IN 6.75" OR 4" HEIGHTS.

SLAT OPTIONS



WOOD



METAL



DELUXE

SHIPPING

All EQ3 custom upholstery will be delivered by freight using EQ3's logistical partner. Delivery timelines will vary depending on your location. Please note that custom upholstery and special orders cannot be amended, refunded or cancelled, as they are made-to-order for you.

Our delivery partner will contact you to set up an appointment (date and time) to deliver your order.

Please note: Grade F (Uniform Mélange) and Grade I (Apparel) fabrics will require an additional 4 weeks to deliver. For Seoul fabrics (Grade 60) it is highly recommended that swatches are ordered first.

WARRANTY

Material & Workmanship: EQ3 seating products are warranted against defects in material and workmanship for two (2) years.

Cushions: EQ3 cushions are warranted for a period of two (2) years against collapsing. Foam softening is normal and not covered under the warranty.

Construction/Frame: EQ3 frames and interior construction are warranted for life (25) years.

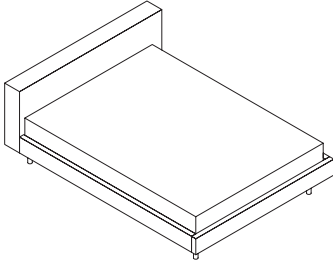
For more information view our complete EQ3 Upholstery Warranty.

Cover: EQ3 fabric products are warranted against wear under normal care and conditions for a period of one (1) year.

Cover: EQ3 leather products are warranted against tearing and splitting for a period of five (5) years.

BENTO – BEDROOM

BED



TWIN BED

44" w × 86" d × 29" h
Fabric 30183-47,51
Leather 37183-47,51

FULL/DOUBLE BED

58w × 86d × 29"h
Fabric 30183-48,51
Leather 37183-48,51

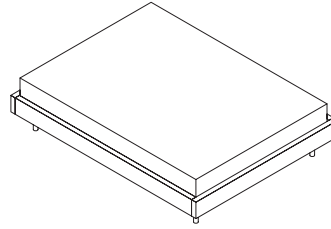
QUEEN BED

65w × 90d × 29"h
Fabric 30183-49,52
Leather 37183-49,52

KING BED

81w × 90d × 29"h
Fabric 30183-50,52
Leather 37183-50,52

FRAME BED



TWIN BED

44" w × 81" d × 13" h
Fabric 30185-47,51
Leather 37185-47,51

FULL/DOUBLE BED

58w × 81d × 13"h
Fabric 30185-48,51
Leather 37185-48,51

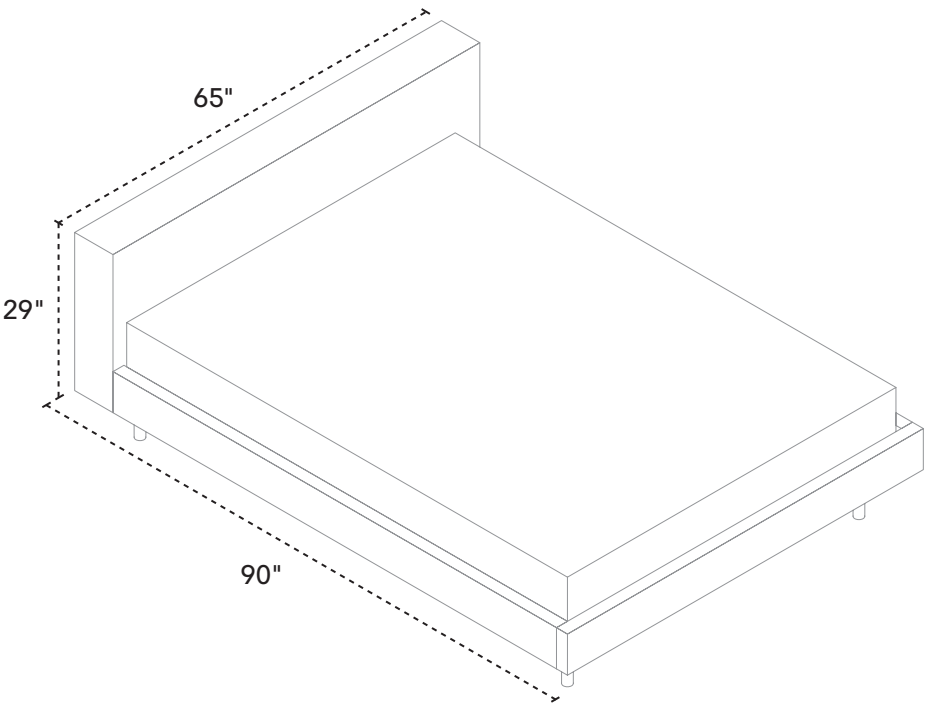
QUEEN BED

65w × 85d × 13"h
Fabric 30185-49,52
Leather 37185-49,52

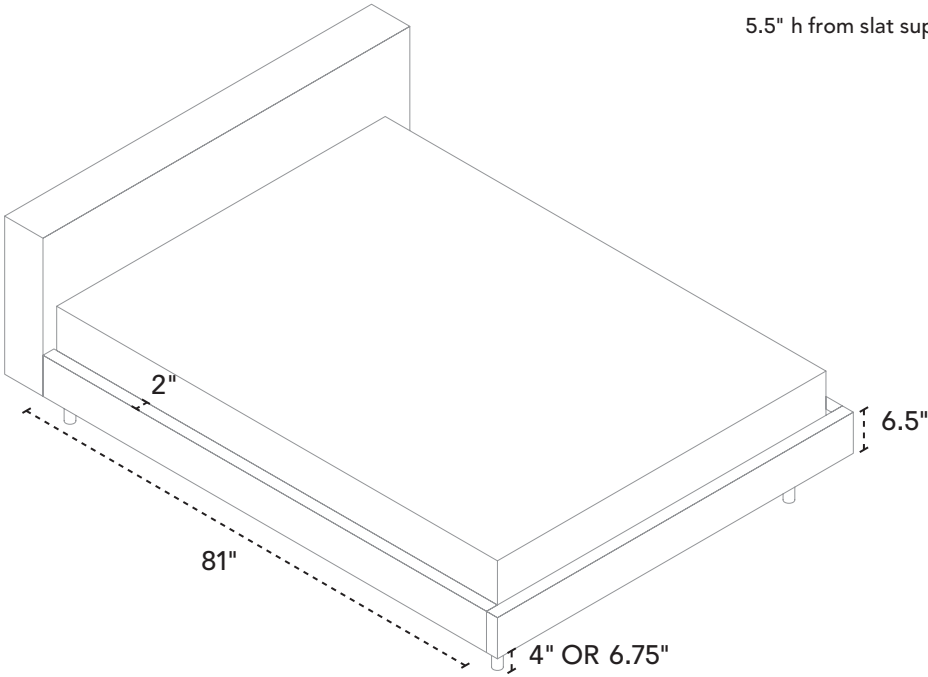
KING BED

81w × 85d × 13"h
Fabric 30185-50,52
Leather 37185-50,52

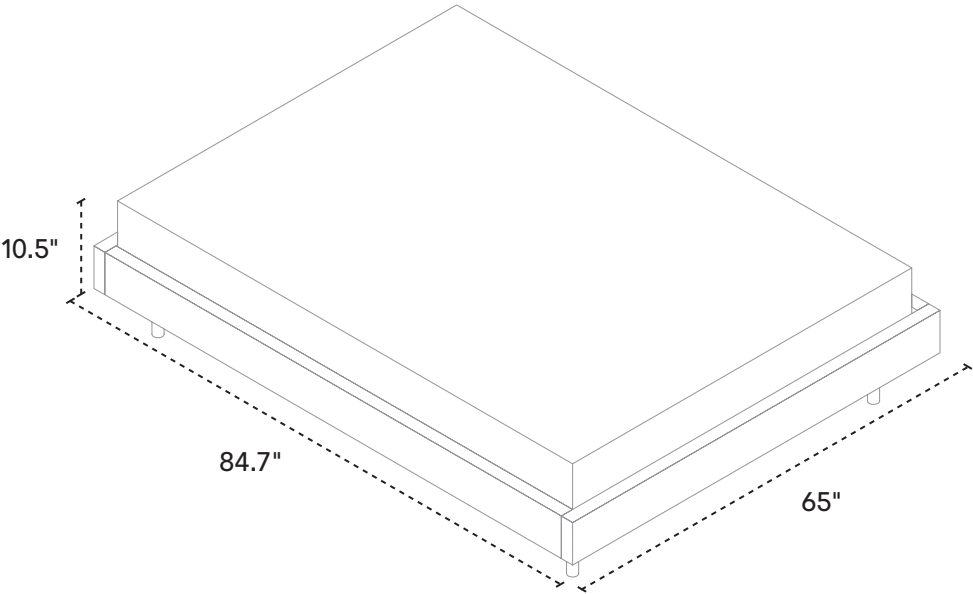
QUEEN BED



INTERIOR DIMENSIONS
5.5" h from slat support to top of rail



QUEEN FRAME BED



INTERIOR DIMENSIONS
5.5" h from slat support to top of rail

