

DIN-1DIMU4

DIN Rail Universal Dimmer, 1 feed, 4 channels

The DIN-1DIMU4 is a 4-channel universal lighting control module designed to support dimming of both forward and reverse phase type loads. A single model supports both 120 and 220-240 Volt electronic and magnetic low-voltage, incandescent, neon/cold cathode, 2-wire dimmable fluorescent, and non-dimmable lighting loads up to 5 Amps per channel, 10 Amps total.

Auto Load Detection

Each channel of the DIN-1DIMU4 is capable of auto-detecting the dimmable load type connected to it and selecting the appropriate operating mode to control that load. Reverse phase (trailing edge) mode supports incandescent and electronic low-voltage load types, while forward phase (leading edge) mode handles magnetic low-voltage, neon, and other inductive load types. A non-dim mode is also selectable for switching of non-dimmable lighting fixtures. Any channel may be set for any mode, allowing one dimmer module to handle any combination of lighting types on four separately controlled circuits.

Phase-Synchronous Detection Circuitry

Crestron's proprietary zero cross filter technology provides superior immunity to noise on the power line, reducing lamp flicker and compensating for fluctuations in line voltage and frequency.

Short Circuit Protection

Built-in OCP (over current protection) prevents failure of the DIN-1DIMU4



DIN Rail Installation

The DIN-1DIMU4 is designed to snap onto a standard DIN rail for installation in a wall mount enclosure. Wiring connections are made using screw terminals positioned along the bottom, clearly accessible from the front for easy installation and servicing. All setup controls and indicators are positioned on the center front panel. When installed in an enclosure utilizing 45 mm cutouts, the DIN-1DIMU4's front panel stays accessible while the connections are concealed.

Cresnet®

The DIN-1DIMU4 communicates with a **DIN-AP2 2-Series Automation Processor**, or other Crestron 2-Series control system, via the Cresnet control network. A pair of Cresnet ports is provided on the DIN-1DIMU4 allowing for easy daisy-chaining of several DIN Rail Series automation control modules.

DIN-1DIMU4

DIN Rail Universal Dimmer, 1 feed, 4 channels

SPECIFICATIONS

Load Ratings

Dimmer Channels: 4

Maximum Per Channel: 5 Amps @ 120 to 240 Volts AC, 50/60 Hz;

600 Watts @ 120 Volts AC;

1150 Watts @ 230 Volts AC;

Module Total: 10 Amps @ 120 to 240 Volts AC, 50/60 Hz;

1200 Watts @ 120 Volts AC;

2300 Watts @ 230 Volts AC;

Load Types: Forward Phase (leading edge) or Reverse Phase (trailing

edge) Electronic Low Voltage, Incandescent, Neon/Cold Cathode, Magnetic

Low Voltage, Dimmable 2 Wire Fluorescent, & Non-Dim Lighting

Minimum Load: 15 Watts/channel for Incandescent loads;

50 Watts/channel for Magnetic Low Voltage loads with Halogen or LED

Lamps;

50 Watts for AC Dimmable LED loads operated in Auto/Forward-Phase Mode;

Input Voltage

Line Power: 120 to 240 Volts AC, 50/60 Hz

Connections

NET: (2) 4-pin 3.5mm detachable terminal blocks, paralleled;

OVERRIDE: (2) 2-pin 3.5mm detachable terminal blocks, paralleled;

Sensing input for external low-voltage contact closure;

Activates override mode when a closure is present;

LIVE: (2) Captive screw terminals, ^[1] brown;

NEUTRAL: (5) Captive screw terminals, ^[1]

DIMMED LIVE 1 - 4: (4) Captive screw terminals, ^[1] red;

Ground: (5) Captive screw terminals, ^[1]

Controls & Indicators

NET ID: (2) 7-Segment green LED digits and (2) miniature pushbuttons for

OVR: (1) Red LED and (1) miniature pushbutton for enabling override mode

and saving override presets

PWR: (1) Green LED, normally indicates AC line power is connected to

either LIVE terminal, blinks when only powered by Cresnet

NET: (1) Yellow LED, indicates communication with the control processor

RESET: (1) Recessed miniature pushbutton, resets internal processor

FWD 1 - 4: (4) Red LEDs, illuminate when a corresponding channel is

operating in forward-phase mode

REV 1 - 4: (4) Red LEDs, illuminate when a corresponding channel is

operating in reverse-phase mode

AUTO 1 - 4: (4) Red LEDs, illuminate when a corresponding channel is set

to auto-detect the load type

NON-DIM 1 - 4: (4) Red LEDs, illuminate when a corresponding channel is

operating in non-dim mode

Channel Mode Select 1 - 4: (4) Recessed miniature pushbuttons, used to

select each channel's operating mode

LOADS 1 - 4: (4) Red LEDs and (4) miniature pushbuttons for status

indication and local control of each channel

Enclosure

Aluminum with polycarbonate label overlay, 35mm DIN EN 60715 rail mount,

DIN 43880 form factor for enclosures with 45mm front panel cutout,

occupies 12 DIN module spaces (216mm) ^[2]

Power Requirements

Cresnet Power Usage: 0.6 Watts (0.03 Amps @ 24 Volts DC)

DIN-1DIMU4

DIN Rail Universal Dimmer, 1 feed, 4 channels

Depth: 2.35 in (60 mm)

Weight

2.1 lbs. (0.96 kg)

Standards & Certifications

CEC Title 24 2013 Compliant

Notes:

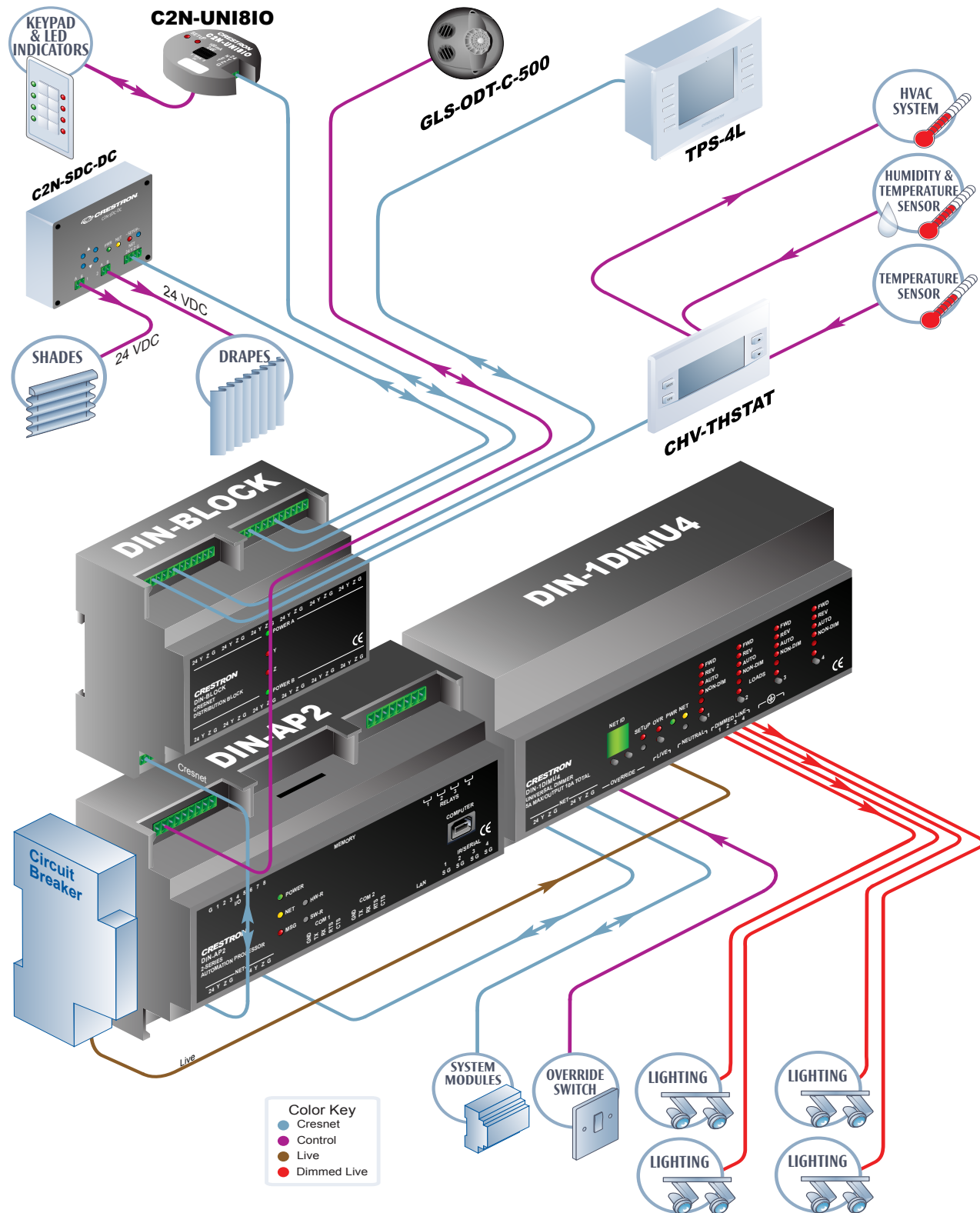
1. Captive screw terminals accept up to 12 AWG (2.5 mm²) wires per terminal.
 2. Unit dissipates significant heat when fully loaded and should be mounted in an enclosure that is sufficiently ventilated to maintain an ambient temperature not exceeding 104°F (40°C). Maintain 4 inches (10 cm) minimum spacing above and below for proper ventilation and heat dissipation, 6 inches (15 cm) spacing recommended.
- This product may be purchased from an authorized Crestron dealer. To find a dealer, please contact the Crestron sales representative for your area. A list of sales representatives is available online at www.crestron.com/salesreps or by calling 800-237-2041.

The specific patents that cover Crestron products are listed online at: patents.crestron.com.

Crestron, the Crestron logo, and Cresnet are either trademarks or registered trademarks of Crestron Electronics, Inc. in the United States and/or other countries. Other trademarks, registered trademarks, and trade names may be used in this document to refer to either the entities claiming the marks and names or their products. Crestron disclaims any proprietary interest in the marks and names of others. Crestron is not responsible for errors in typography or photography. Specifications are subject to change without notice. ©2015 Crestron Electronics, Inc.

DIN Rail Universal Dimmer, 1 feed, 4 channels

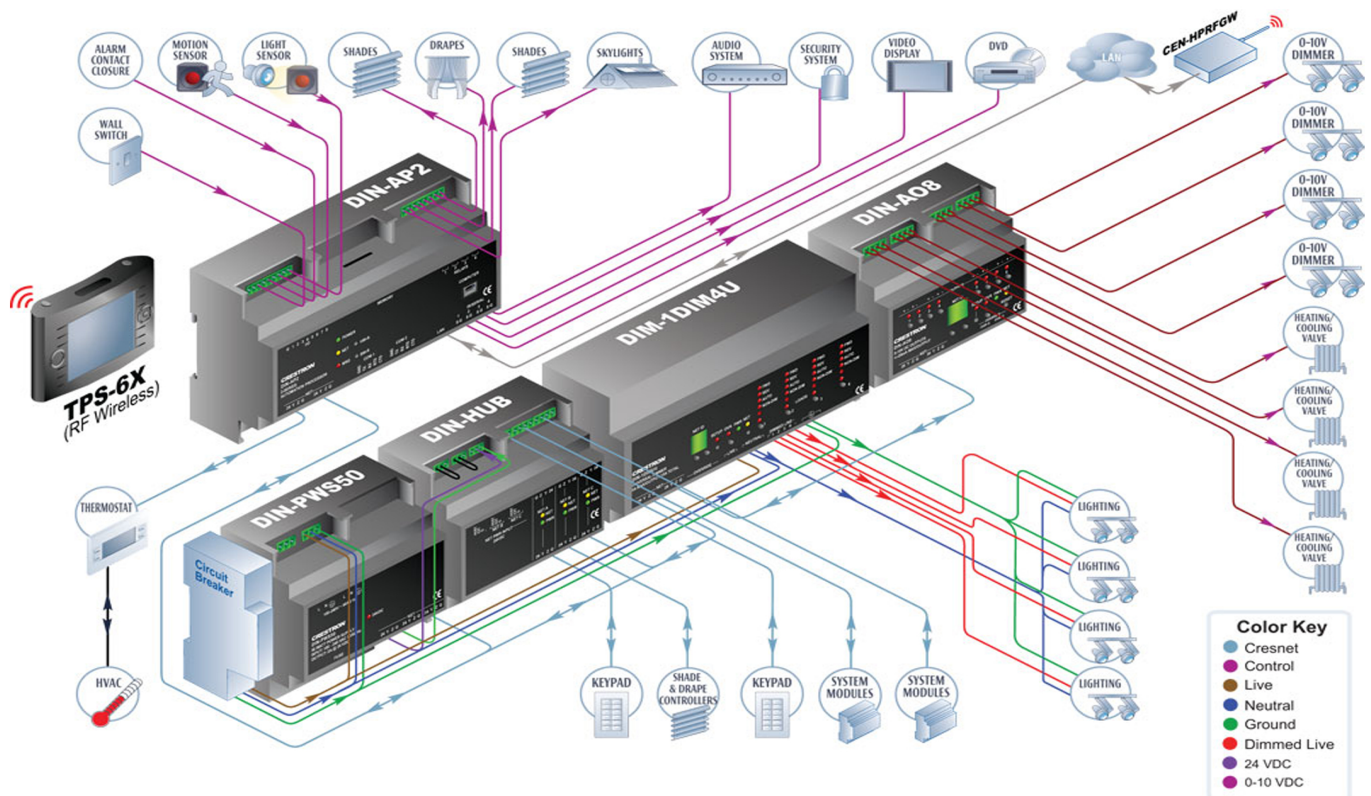
C2N-UNI8IO with DIN-Rail



DIN-1DIMU4

DIN Rail Universal Dimmer, 1 feed, 4 channels

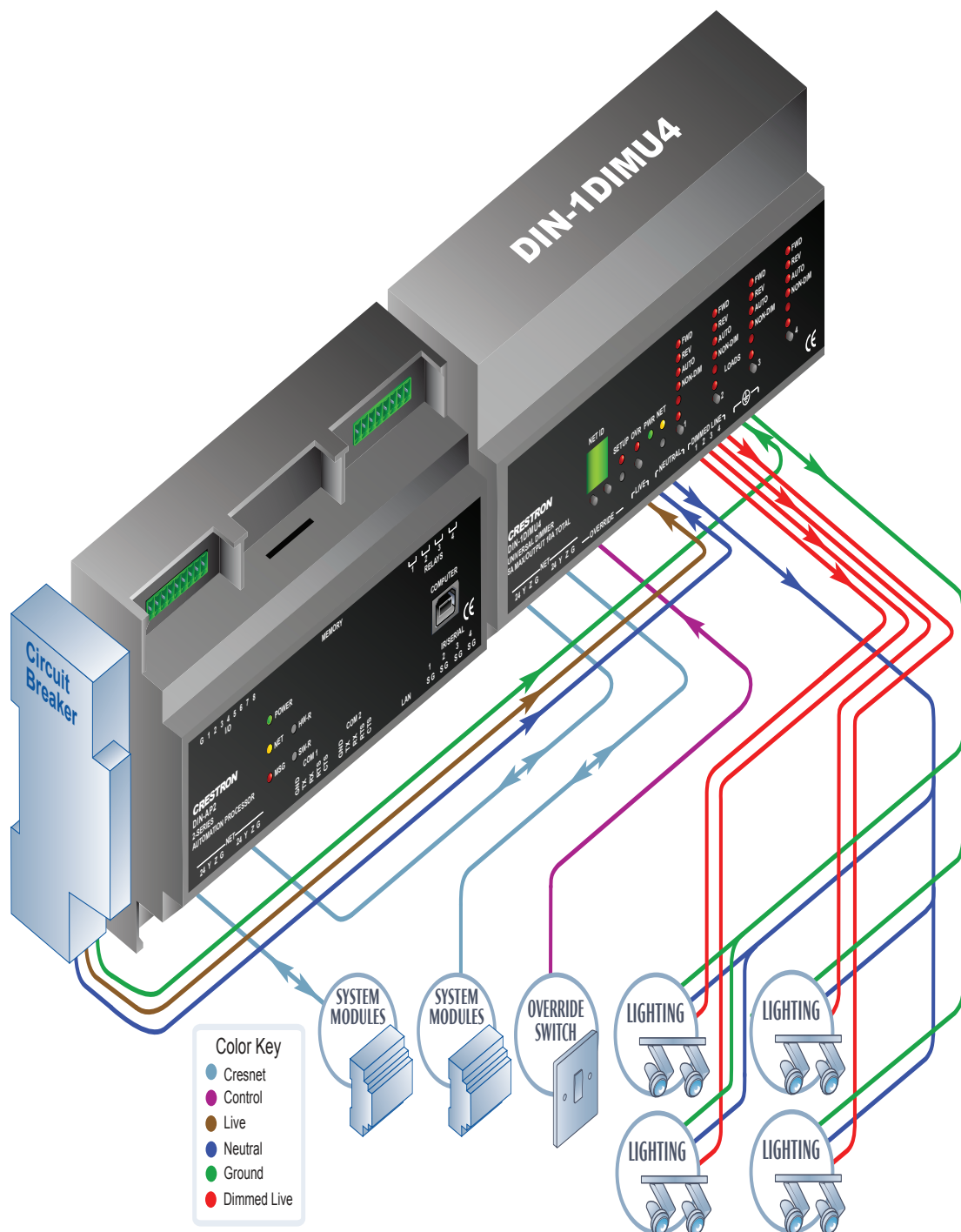
DIN Rail Automation System



DIN-1DIMU4

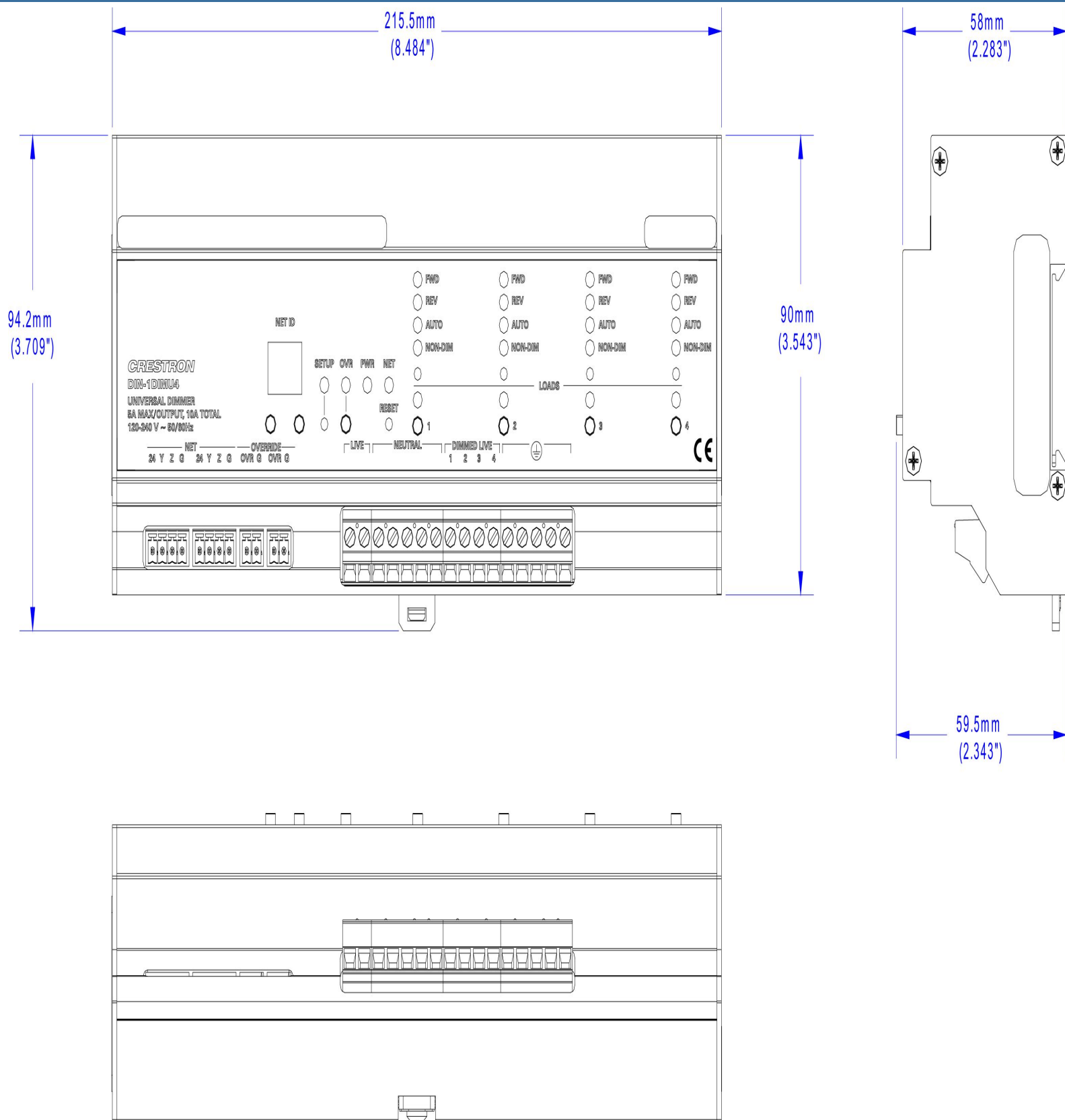
DIN Rail Universal Dimmer, 1 feed, 4 channels

DIN-1DIMU4 Example Application



DIN-1DIMU4

DIN Rail Universal Dimmer, 1 feed, 4 channels



DIN-1DIMU4

DIN Rail Universal Dimmer, 1 feed, 4 channels

