


**ASSEMBLY INSTRUCTIONS**  
**COASTER FINE FURNITURE**



*Fine Furniture for every stage of life*

**723237**  
**End Table**

ITEM: **723237**



## ASSEMBLY INSTRUCTIONS


### ASSEMBLY TIPS:

1. Remove hardware from box and sort by size.
2. Please check to see that all hardware and parts are present prior to start of assembly.
3. Please follow attached instructions in the same sequence as numbered to assure fast & easy assembly.



### WARNING!


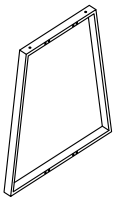
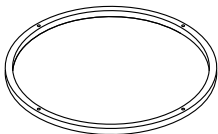
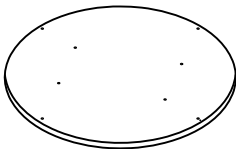
1. Don't attempt to repair or modify parts that are broken or defective. Please contact the store immediately.
2. This product is for home use only and not intended for commercial establishments.








ASSEMBLY TIME

30 MINUTES

## PARTS IDENTIFICATION

No	DESCRIPTION & FIGURE	QTY
A	<b>HALF LEG FRAME</b> 	2pcs
B	<b>FULL LEG FRAME</b> 	1pc
C	<b>TOP FRAME</b> 	1pc
D	<b>TOP</b> 	1pc

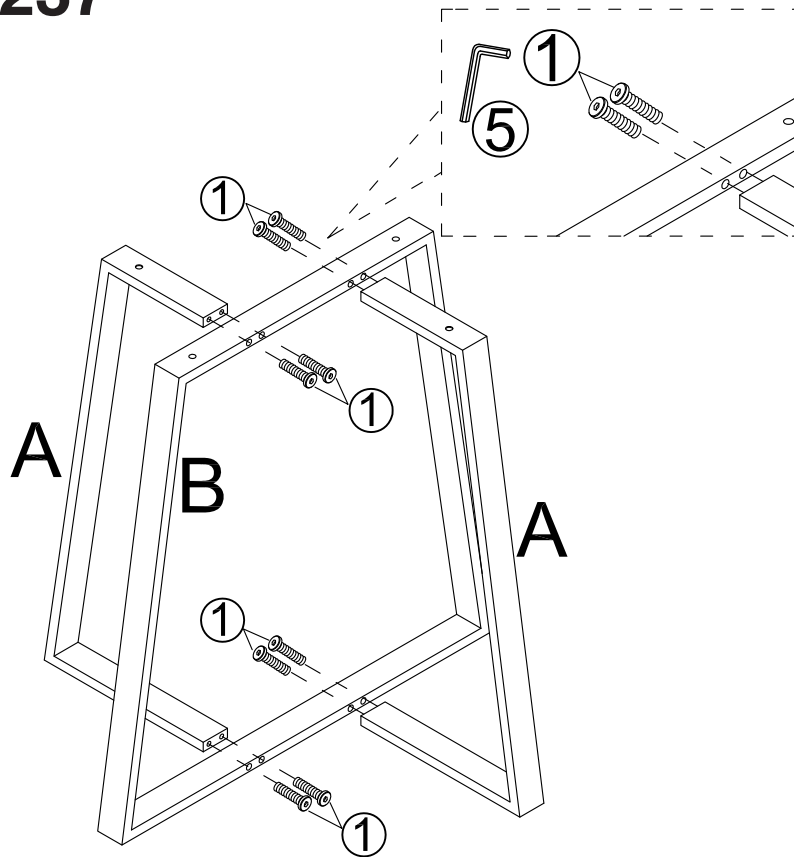
## HARDWARE PACKAGE:

No	DESCRIPTION	FIGURE	QTY
1	BOLT	 M6×55mm	8pcs
2	BOLT	 M6×30mm	4pcs
3	BOLT	 M6×22mm	4pcs
4	LEVELER		4pcs
5	ALLEN KEY (4mm)		1pc

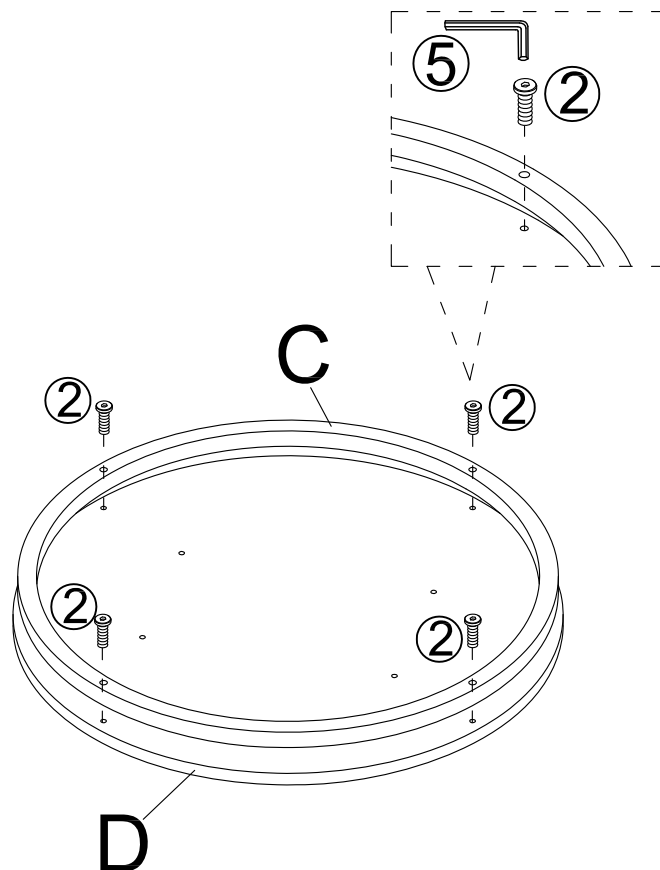
ITEM: **723237**



## STEP 1

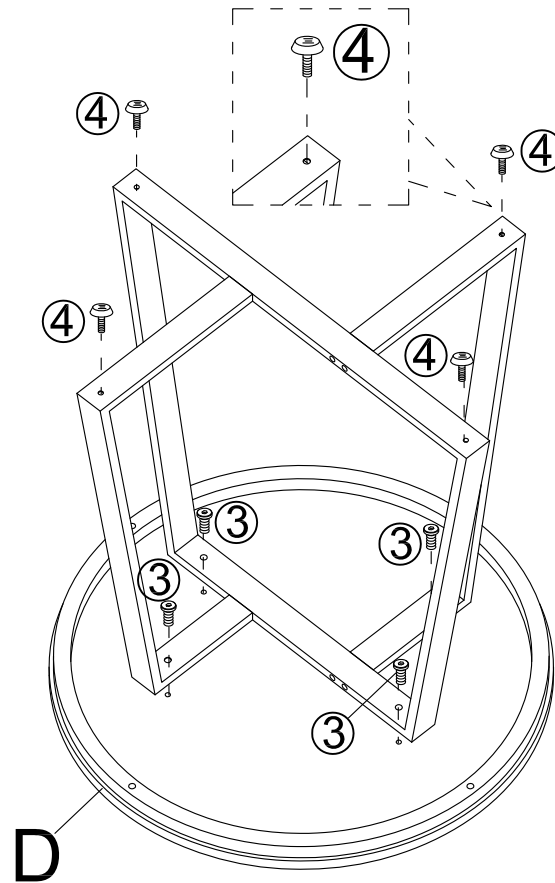


## STEP 2



ITEM: **723237**



**STEP 3**



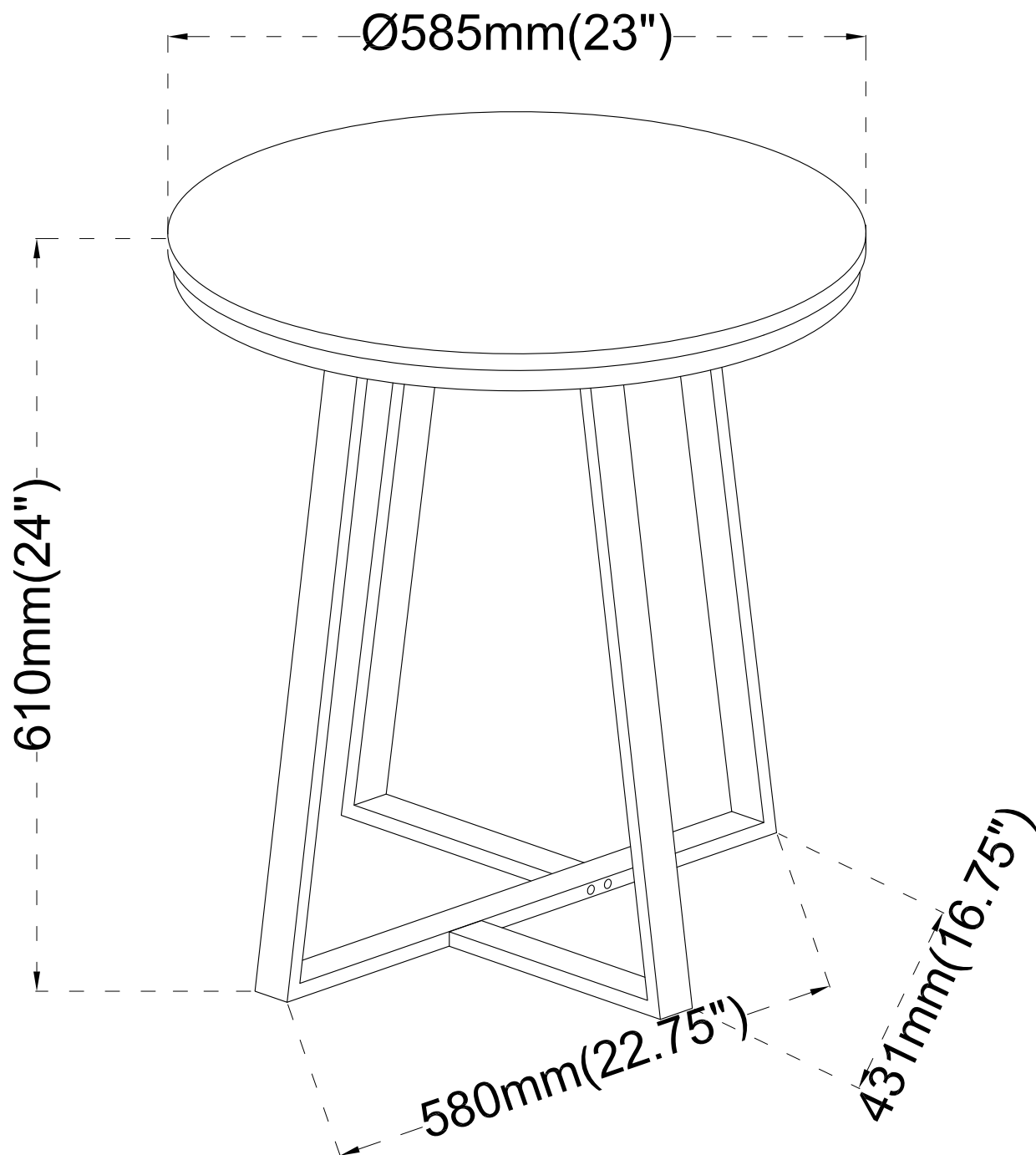
**COASTER**  
FINE FURNITURE

**STEP 4**

**COMPLETE**



ITEM: **723237**



Note: Dimension tolerance  $\pm 5\%$