

SAMSUNG

Product Guide

Wine Cooler

RW51TS338SR

Available in Fingerprint Resistant Stainless Steel



Table of Contents

RW51TS338SR – 51-Bottle Capacity Wine Cooler

Product Overview

Product Overview	4
Carousel Image Order	5

Product Messaging

Features and Benefits	7
-----------------------	---

Product Specs

Review Mapping	10
Spec Sheet	11
Will It Fit Guide	12
User Manual	13

Feature Icons	15
---------------	----

Product Overview

RW51TS338SR – 51-Bottle Capacity Wine Cooler



Product Overview

Product Title

51-Bottle Capacity Wine Cooler

Product Short Description

Samsung's Wine Cooler is beautifully designed, with a 51-bottle storage capacity.

Product Long Description

Samsung's Wine Cooler is beautifully designed, with a 51-bottle storage capacity. So go ahead and get your favorite red, white or sparkling beverage, they'll all be kept at the optimal temperature, ready for your next toast.

Available Color



**Fingerprint Resistant
Stainless Steel**
RW51TS338SR



Carousel Image Order

Easy Ads links

Retail.com: <https://dam.gettyimages.com/samsungeasyads/external?q=tags.strict%3A%22pr659844173%22>

Samsung.com: <https://dam.gettyimages.com/samsungeasyads/external?q=tags.strict%3A%22pr659844246%22>




360 Spin: <https://dam.gettyimages.com/p/z0c3461?q=RW51TS338SR%20%20360%20Spins>




Product Messaging

RW51TS338SR – 51-Bottle Capacity Wine Cooler

Features and Benefits – RW51TS338SR

Headline	Feature Name	Long Body Copy	Short Body Copy	Associated Image
Grab that extra bottle of wine, we've got you	Large Capacity	Spacious interior holds up to 51 bottles of all your favorite wine, across 5 shelves.	Holds up to 51 wine bottles of your favorite wine.	 A wine cooler with its door open, showing five shelves filled with wine bottles. To the left, there are two groups of bottle icons: the top group is labeled '16 bottles' and the bottom group is labeled '35 bottles'.
Every bottle set at its favorite temperature	Dual Temperature Zones	Store all your favorite red, white and sparkling wines at their optimal temperature (45°F–50°F and 50°F–64°F).	Store all your favorite bottles at the right temperature.	 A wine cooler with its door open, showing two shelves. A circular callout on the left shows two temperature settings: '55.' and '45.'.
Never miss a bottle, ever	High-Efficiency LED Lighting	Easily and clearly see the wines you have available with beautiful LED Lighting.	Easily see what's inside, on every shelf.	 A wine cooler with its door open, showing five shelves filled with wine bottles. The interior is illuminated with warm LED lighting.

Features and Benefits – RW51TS338SR (Continued)

Headline	Feature Name	Long Body Copy	Short Body Copy	Associated Image
<p>Smooth, gliding shelves</p>	<p>Full Extend Easy-Glide Shelving</p>	<p>100% telescopic rails will prevent your bottles from rattling and provide easy viewing of every item, on every shelf.</p>	<p>Telescopic rails allow easy access and prevent bottles from rattling.</p>	

Product Specs

RW51TS338SR – 51-Bottle Capacity Wine Cooler

Review Mapping

SKU	Type	Color
RW51TS338SR	51-Bottle Capacity Wine Cooler	Fingerprint Resistant Stainless Steel

Spec Sheet


Easy Ads link

<https://dam.gettyimages.com/p/z0c3461/external?q=RW51TS338SR%20Spec%20Sheet>

RW51TS338SR

51-Bottle Capacity Wine Cooler

SAMSUNG



Signature Features

Large Capacity
Spacious interior holds up to 51 bottles of all your favorite wine, across 5 shelves.


Dual Temperature Zone
Store all your favorite red, white and sparkling wines at their optimal temperature (45°F–50°F and 50°F–64°F).

High-Efficiency LED Lighting
Easily and clearly see the wines you have available with beautiful LED Lighting.


Full Extend Easy-Glide Shelving
100% telescopic rails will prevent your bottles from rattling and provide easy viewing of every item, on every shelf.

Available Color

Fingerprint Resistant Stainless Steel



Large Capacity



Dual Temperature Zone

Design

- Large Capacity of 51 Bottles
- Fingerprint Resistant Finish
- Reversible Wide-View Door
- Ice Blue LED Display
- High-Efficiency LED Lighting

Convenience

- Dual Temperature Zone
- 5 Full Extension Shelves
- Child Lock
- Door Alarm

Performance

- Twin Cooling System™
- Surround Airflow
- Cool Tight Door

RW51TS338SR

51-Bottle Capacity Wine Cooler

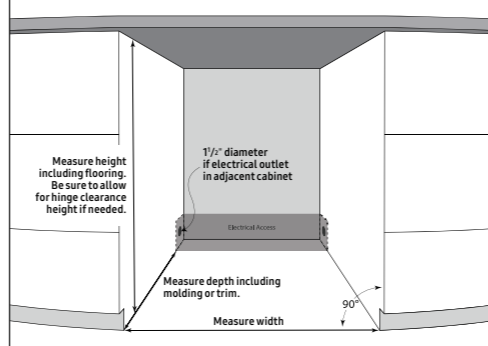
SAMSUNG

Installation Specifications

1. Measure the height, width and depth of the opening, making sure to include baseboards, molding tile, countertop overhang, etc. Check to be sure there is enough room to open the door (consider walls, islands or other obstacles when measuring).
2. Refer to illustration below to determine dimensions.
3. It is not recommended to install the appliance in a corner or directly beside a wall. The door will need to be opened more than 90° to allow full extension of the shelves. If it is necessary to place the unit next to a wall or in a corner, leave at least 3 1/4" of space between the wall and the appliance to allow for the door opening.
4. Allow 1 1/4" minimum clearance at rear for proper air circulation and electrical connections. Allow 1/2" minimum clearance at each side and top for ease of installation.

The listed depth requirement is assuming that the electrical outlet is located in the adjacent cabinet or flush mounted in the rear wall, not surface mounted inside the enclosure. If the electrical outlet is located inside adjacent cabinet, cut a 1 1/2" diameter hole to admit the power cord. If the cabinet wall is metal, the hole edge must be covered with a bushing or grommet.

Please note: The following dimension and cutout information is for planning purposes only. For complete installation details, consult manual packed with product or download manual online at samsung.com.



Cooler Capacity: 51 Bottles

- Adjustable Temperature Zone: 41°F–64°F
- 5 Full-Extension Shelves
- High-Efficiency LED Lighting

Warranty

One (1) Year Parts and Labor
Five (5) Years Parts and Labor on Sealed Refrigeration System Only*
Ten (10) Years Parts and Five (5) Years Labor on Digital Inverter Compressor Only

*Compressor, evaporator, condenser, drier and connecting tubing.

Product Dimensions & Weight

Dimensions (WxHxD with hinges, handles and doors):
23 13/16" x 34 1/8" x 26"

Dimensions (WxHxD without hinges and door):
23 13/16" x 34 1/8" x 21 1/8"

Dimensions (WxHxD with hinges and door, no handle):
23 13/16" x 34 1/8" x 23 13/16"

Weight: 143.3 lbs

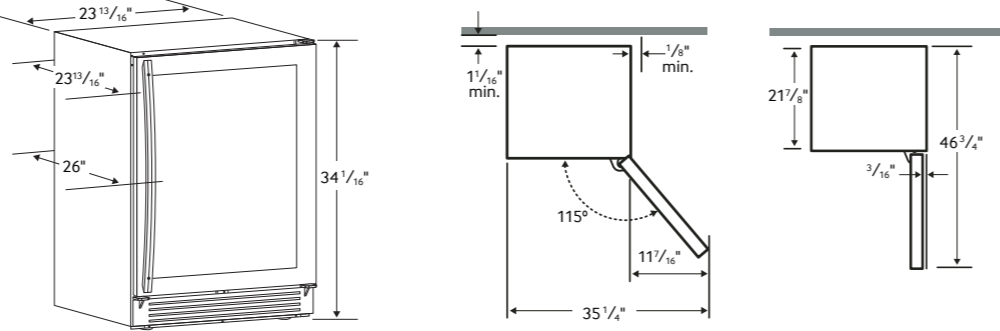
Shipping Dimensions & Weight (WxHxD)

Dimensions: 26 3/4" x 37 3/16" x 28 9/16"

Weight: 157.6 lbs

Color	Model #	UPC Code
Fingerprint Resistant Stainless Steel	RW51TS338SR	887276451428

Dimensions



Actual color may vary. Design, specifications, and color availability are subject to change without notice. Non-metric weights and measurements are approximate.
©2020 Samsung Electronics America, Inc., 95 Challenger Road, Ridgefield Park, NJ 07663. Tel: 800-5446464. samsung.com. Samsung is a registered trademark of Samsung Electronics Co., Ltd.

Spec Sheet - front

Spec Sheet - back

Will It Fit Guide

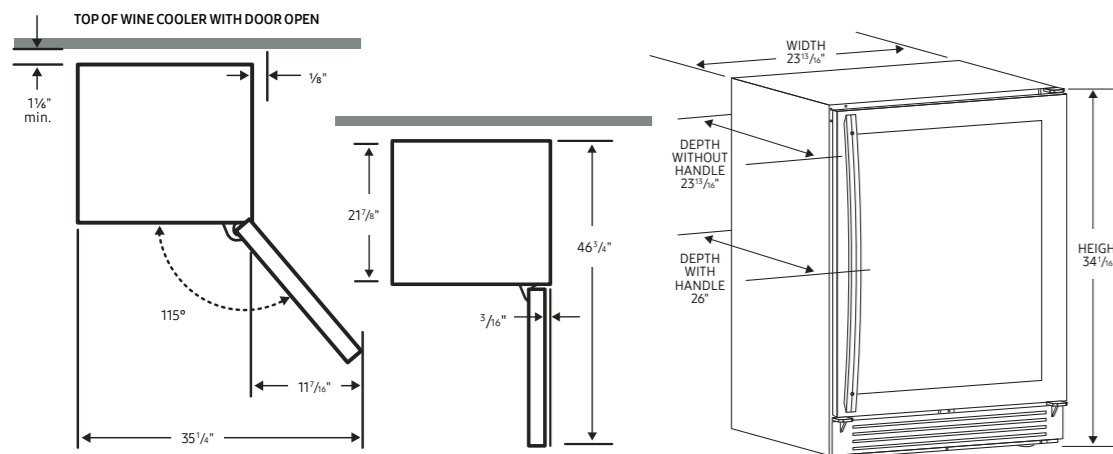
Easy Ads link

<https://dam.gettyimages.com/p/z0c3461?q=RW51TS338SR%20will%20it%20fit%20>

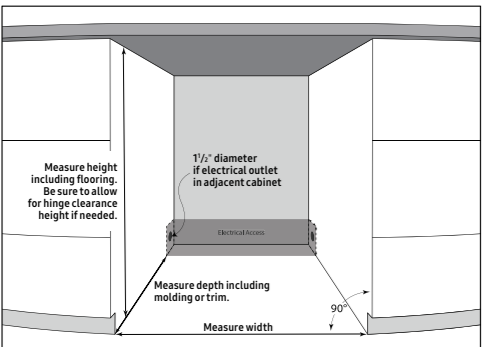
51-Bottle Capacity Wine Cooler
SAMSUNG

MODEL RW51TS338SR DIMENSIONS

Be sure your new Wine Cooler will fit
Don't wait until delivery to be sure your new wine cooler will fit – both in your kitchen and through all door ways. This guide includes all pertinent measurements and clearances so you can buy with confidence.



Counter-Depth Wine Cooler
Counter-depth models sit flush with your kitchen cabinets for a premium, built-in look. They are perfect for galley and island kitchens where space is limited.



Installation clearances

- ✓ Allow 3 7/8" of clearance when installing along a wall. This will allow for the door to open 90 degrees without the handle contacting the wall.
- ✓ Allow 1 7/8" minimum clearance at rear for proper air circulation and electrical connections.
- ✓ Allow 1/8" minimum clearance at each side and top for ease of installation.

For optimal usage and ability to open your wine cooler completely, do not install next to a wall.

Please note: The above dimension and cutout information is for planning purposes only. The measurements in the above diagrams may differ, depending on the measuring method. For complete installation details, consult manual packed with product or download manual online at samsung.com.

Walk the delivery route


- ✓ Identify the narrowest opening that the wine cooler will travel, from outside the home to the location where it will be installed.
- ✓ Wine cooler depth or width must be smaller than the width of the narrowest opening.

Will It Fit Guide

User Manual

Easy Ads link

<https://dam.gettyimages.com/p/z0c3461/external?q=RW51TS338SR%20User%20Manual%20>




User Manual

Feature Icons

RW51TS338SR – 51-Bottle Capacity Wine Cooler

Feature Icons



Twin Cooling System™



High-Efficiency LED Lighting



Fingerprint Resistant Finish

SAMSUNG