
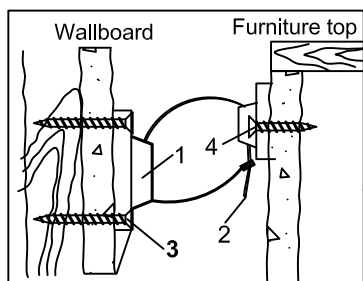


ASSEMBLY INSTRUCTION

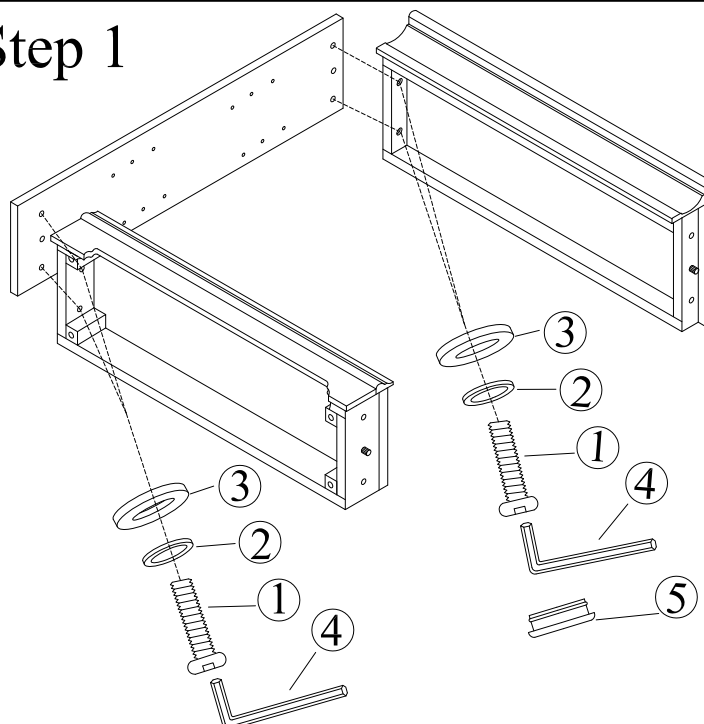
260-HO3048-RTA 48" BOOKCASE(RTA)
260-HO3060-RTA 60" BOOKCASE(RTA)
260-HO3072-RTA 72" BOOKCASE(RTA)

Thank you purchasing this quality product. Be sure to check all packing material carefully for small parts which may have some loose inside the carton during shipment. Identify and count all parts and compare with the parts List Below:

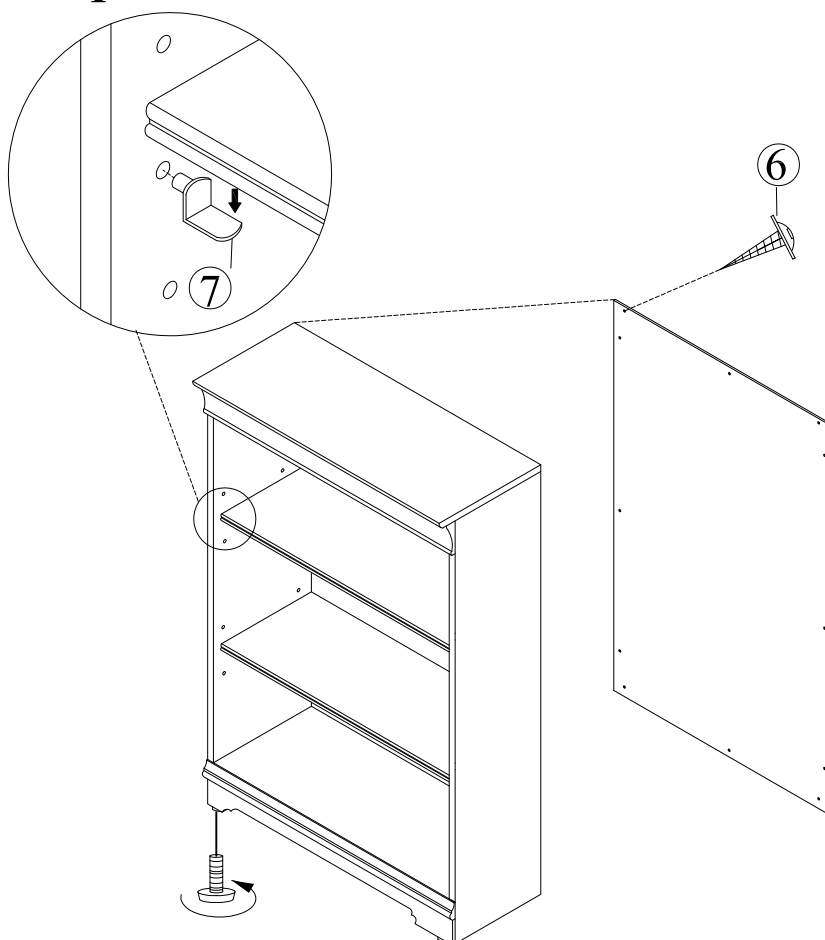
SAFETY BRACKET SET



Step 1



Step 2



NO	HARDWARE	Q'TY (48")	Q'TY (60")	Q'TY (72")
1	Ø¼"X1⅜"L	8PCS	8PCS	8PCS
2	Ø¼"X11	8PCS	8PCS	8PCS
3	Ø¼"X16	8PCS	8PCS	8PCS
4	Ø¼"	1PCS	1PCS	1PCS
5	Ø⅞"	4PCS	4PCS	4PCS
6	#8 x ⅝"	12PCS	20PCS	16PCS
7		8PCS	12PCS	16PCS

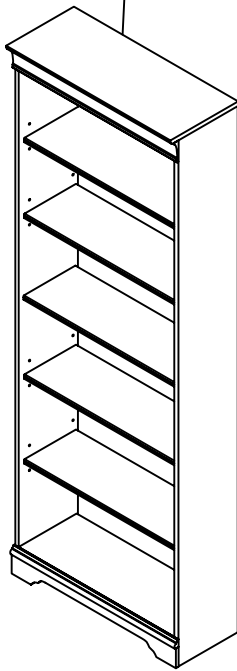
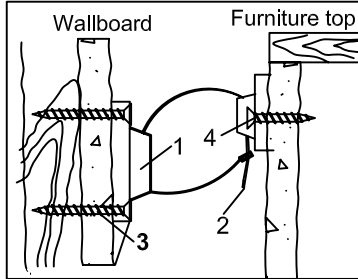
Cleaning Instructions:Clean the goods surface with furniture polish and a soft cloth.

ASSEMBLY INSTRUCTION

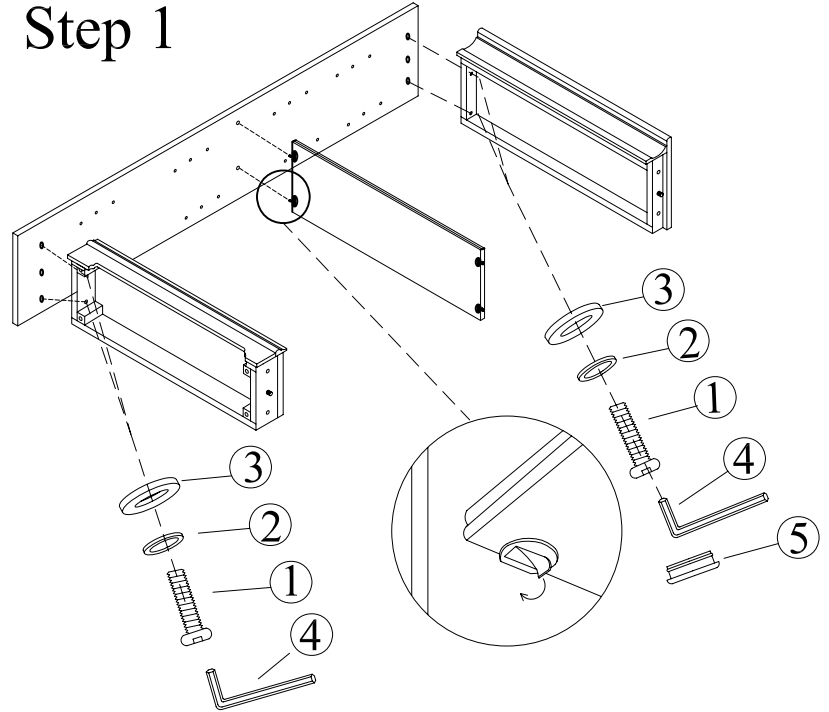
260-HO3084-RTA JR EXECUTIVE 84" BOOKCASE (RTA)

Thank you purchasing this quality product. Be sure to check all packing material carefully for small parts which may have come loose inside the carton during shipment. Identify and count all parts and compare with the parts list below:

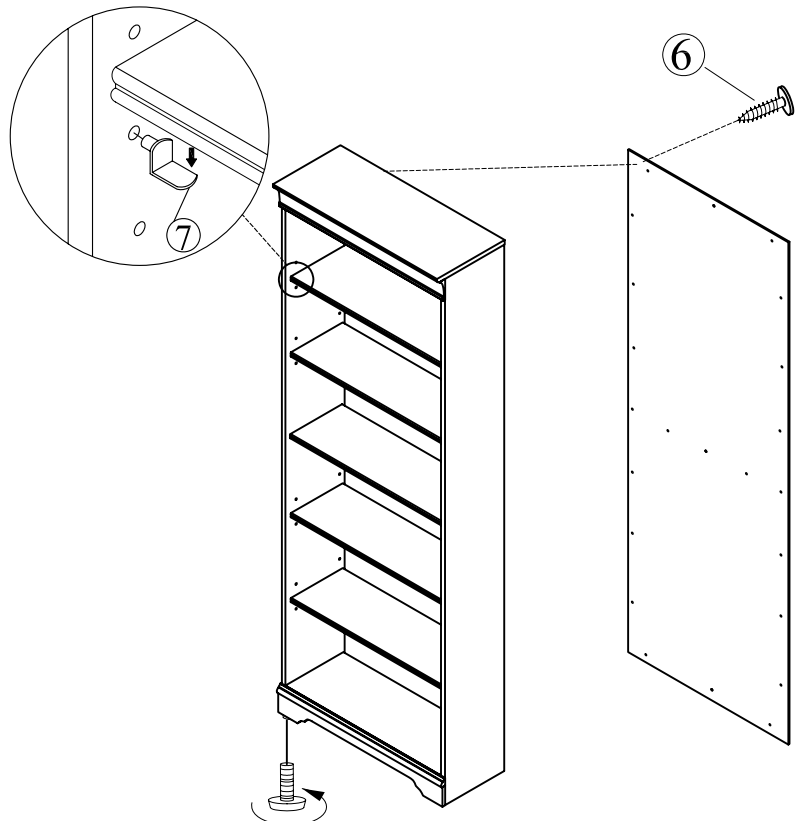
SAFETY BRACKET SET










Step 1



Step 2



NO	HARDWARE		Q'TY
1		Ø $\frac{1}{4}$ "X1 $\frac{3}{8}$ "L Bolt	8PCS
2		Ø $\frac{1}{4}$ "X11 Spring Washer	8PCS
3		Ø $\frac{1}{4}$ "X16 Flat Washer	8PCS
4		Ø $\frac{1}{4}$ " Allen Wrench	1PC
5		Ø $\frac{7}{8}$ " Cover	4PCS
6		Ø8mmX $\frac{5}{8}$ " Screw	23PCS
7		Shelf Pin	16PCS

Cleaning Instructions:Clean the goods surface with furniture polish and a soft cloth.