



2804-SECTPH in Fabric 959-02

FLEXSTEEL®

© Flexsteel Industries, Inc. | Last Updated 02/24

57H 58H	19 59M 59	23	FEATURES
●	●	●	Flexsteel Spring Unit
			DualFlex
			Sinusuous Wire
			Back Construction
●	●	●	Attached
			Seat Construction
●	●	●	Attached
			Seat Cushion(s)
●	●	●	High-Density (HC)
			Tailoring
○			Arm Covers

- Standard
- Optional

PRODUCT DIMENSIONS	OVERALL			SEAT			Arm Height	Open Depth	Wall Clearance
	Height	Width	Depth	Height	Width	Depth			
LAF Power Recliner with Power Headrest -57H	43"	33"	41"	20"	23"	22"	27"	69"	5"
Full Wedge -23	43"	64"	43"	20"	41"	25"	20"		
Armless Chair -19	43"	26"	41"	20"	25"	22"	20"		
Straight Console -72	43"	8"	39"	24"	8"	23"	24"		
RAF Power Recliner with Power Headrest -58H	43"	33"	41"	20"	23"	22"	27"	69"	5"
Armless Power Recliner -59M	43"	26"	41"	20"	25"	22"	20"	69"	5"
Armless Recliner -59	43"	26"	41"	20"	25"	22"	20"	69"	5"

NOTES

Center storage console features two cup holders and space to house remotes, magazines and other items
Power control independently adjusts the headrest and recline for a personalized sit
Home button returns the headrest and footrest to their original positions with one touch
USB port built into power control for convenient charging
Storage console features two cup holders and space to house remotes, magazines and other items
Pad-over armrests enhance comfort and provide additional forearm support
Seat features divided chaise pad for added comfort and refined look
High-divide back cushions have distinctive look and cradle the head, neck and shoulders
Biscuit-tufted back cushions the lower back
Built to last with our DualFlex Spring System™—sturdy steel ribbons attached to flexible coils that offer a wide range of motion and durability
High-density cushions consist of a high-resiliency, high-density polyurethane foam core with a soft fiber wrap that ensures comfort as you sit and recline with a soft fiber wrap that ensures comfort as you sit and recline
Available in durable, cleanable performance fabrics will withstand everyday use by an active family
Available in over 250 fabrics to suit any décor
Removable backs allow for easy lifting and maneuvering through doorways
The power control allows you to independently adjust the recline and headrest. A separate home button returns the headrest and footrest to their original positions with one touch.
A USB port is included on the power control for powering electronics.
Zero draw technology only uses power when the USB port is in use.
Power allows you to smoothly recline to any position.
A single USB port is included on each power button control on styles with arms.



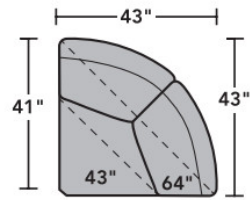
Power Recline
& Headrest

2804 Mason | Components & Configurations

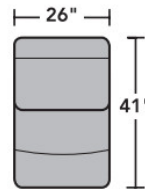
Sectionals

Components

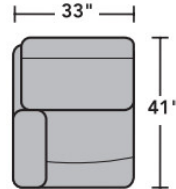
LAF = Left-Arm-Facing
RAF = Right-Arm-Facing



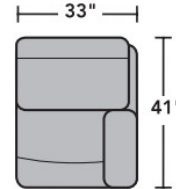
-23
Full Wedge



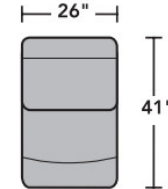
-19
Armless Chair



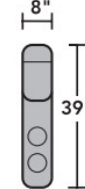
-57
LAF Recliner
-57M
LAF Power Recliner
-57H
LAF Power Recliner
with Power Headrest



-58
RAF Recliner
-58M
RAF Power Recliner
-58H
RAF Power Recliner
with Power Headrest

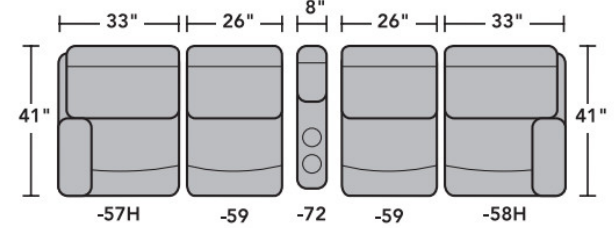
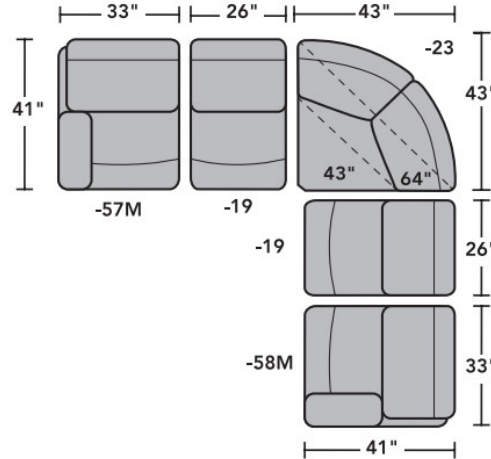
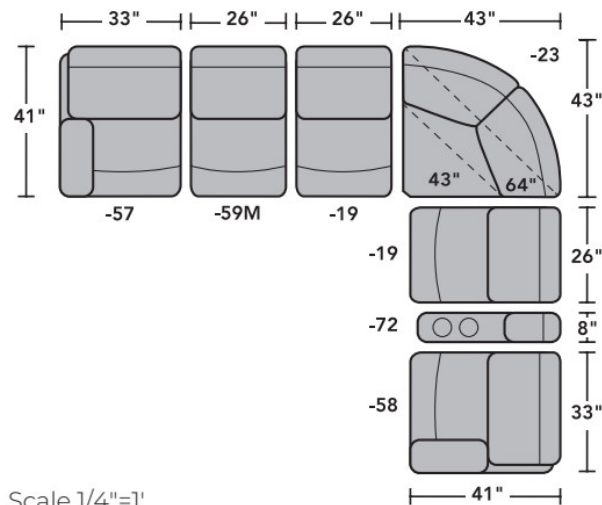


-59
Armless Recliner
-59M
Armless Power Recliner



-72
Straight Console

Sample Configurations



Scale 1/4"=1'

Dimensions are in inches and are subject to variance.
© Flexsteel Industries, Inc. 6/22
FLX-2804-CC-PP

FLEXSTEEL®