



Assembly Instruction

Item No:U7005-30P1

NIKKO SOFA W/PWR FR

Thank you for purchasing this quality product. Be sure to check all packing materials carefully for small parts, which may have come loose during shipment. Identify and count all items and compare with the parts list shown below.

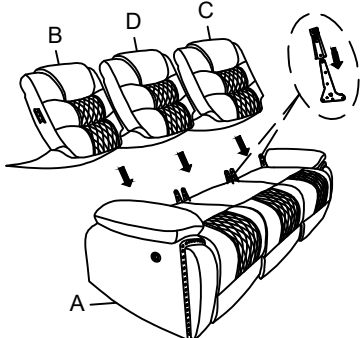
It is recommended to have two people during unpacking and assembling of the backs and base of the furniture out from the box.

| Parts List | | | |
|------------|----------------------------------|--------|-----|
| NO. | DESCRIPTION | SKETCH | QTY |
| A | Seat | | 1PC |
| B | Left Side Facing (LSF) Backrest | | 1PC |
| C | Right Side Facing (RSF) Backrest | | 1PC |
| D | Middle Backrest | | 1PC |
| E | Left Side Facing (LSF) Wing | | 1PC |
| F | Right Side Facing (RSF) Wing | | 1PC |
| G | Power Cable 29V | | 1PC |

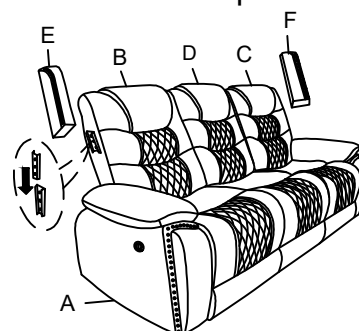
WEIGHT CAPACITY (PER SEAT) : 350 LBS

Please follow the drawings below to assemble the item

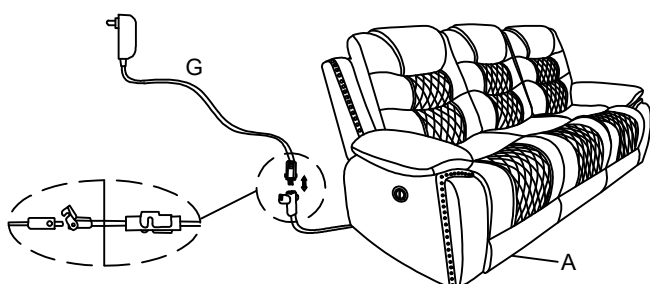
STEP 1:Install the LSF backrest (B), Middle backrest (D), and RSF backrest (C) by align and insert the metal bracket to the metal brackets of the seat (A).Please make sure the brackets are inserted all the way and secured into position.



STEP 2: Install the wings by inserting metal bracket on the LSF wing (E) into the metal bracket on the LSF backrest (B) and RSF wing (F) into the metal bracket on the RSF backrest (C).Please make sure the brackets are inserted all the way and secured into position.



STEP 3 :Connect the Power Cable 29v (G) to cable on seat (A)



STEP 4 : Open/close the footrest by pressing the power buttons.

