





# ASSEMBLY INSTRUCTION

ITEM NO. :26114


Thank you for purchasing this quality product. Be sure to check all packing material carefully for small parts which may have come loose inside the carton during shipment. Separate, identify and count all parts and hardware. Compare with the parts list to be sure all parts are present. "DO NOT TIGHTEN SCREWS UNTIL COMPLETELY ASSEMBLED"

IMPORTANT:  
PLEASE READ INSTRUCTION BEFORE STARTING THE ASSEMBLY

Hardware List

NO.	Description	Drawing	Size	Q'ty
1	Flat Head Bolt		Ø1/4"x38mm	8
2	Flat Washer		Ø1/4"x19x2mm	8
3	Spring Washer		Ø1/4"	8
4	Allen Key		4mm	1

## Finish



## Step 1

