



5535 sectional (-27 & -265) in Fabric 962-80



5535 sectional (-27 & -265) in Fabric 962-80

FLEXSTEEL®

© Flexsteel Industries, Inc. | Last Updated 02/24

	17 18 255 265				
	27 28 33 34				
25 26	37 38	19 231 29	23		
●					
	●	●			
			●		
●	●	●	●		
●	●	●	●		
○	○	○	○		
○	○				
●	●	●	●		

FEATURES

- Flexsteel Spring Unit
- Blue-Ribbon
- C-Flex
- Sinuous Wire
- Back Construction
- Semi-Attached
- Seat Cushion(s)
- Luxury (LC)
- Plush (PC)
- Tailoring
- Arm Covers
- Wood Finish
- Valencia (V)
- All other wood finish options are available.

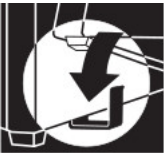
- Standard
- Optional

PRODUCT DIMENSIONS	OVERALL			SEAT			Arm Height
	Height	Width	Depth	Height	Width	Depth	
LAF Chair -17	38"	35"	35"	21"	25"	20"	26"
RAF Chair -18	38"	35"	35"	21"	25"	20"	26"
Armless Chair -19	38"	26"	35"	21"	26"	20"	
Full Wedge -23	38"	60"	39"	21"	49"	24"	
Corner Chair -231	38"	37"	35"	21"	20"	20"	
LAF Chaise -25	38"	35"	66"	21"	26"	50"	26"
LAF Angled Chaise -255	38"	66"	53"	21"	39"	35"	26"
RAF Chaise -26	38"	35"	66"	21"	26"	50"	26"
RAF Angled Chaise -265	38"	66"	53"	21"	39"	35"	26"
LAF Loveseat -27	38"	60"	35"	21"	50"	20"	26"
RAF Loveseat -28	38"	60"	35"	21"	50"	20"	26"
Armless Loveseat -29	38"	51"	35"	21"	51"	20"	
LAF Corner Sofa -33	38"	94"	35"	21"	70"	20"	26"
RAF Corner Sofa -34	38"	94"	35"	21"	70"	20"	26"
LAF Sofa -37	38"	85"	35"	21"	75"	20"	26"
RAF Sofa -38	38"	85"	35"	21"	75"	20"	26"

Accent Pillows Included:
Angled Chaise with 08P-91 (2)
Chair with 08P-91 (1)
Chaise with 08P-91 (1)
Corner Chair with 08P-91 (2)
Corner Sofa with 08P-91 (2) & 08P-91 (1)
Full Wedge with 08P-91 (2)
Loveseat with 08P-91 (1)
Sofa with 08P-91 (1)

NOTES

Sixteen sectional components available to create a custom configuration that fits your space, big or small
Transitional style with rolled arms and a welt-corded trim detail
Smoothly recline back for added comfort and relaxation
Upholstered in your choice of fabric, including those with performance and sustainability characteristics
The patented Blue Steel Spring™ seat system provides unmatched support and lasting comfort
Sustainably-sourced, kiln-dried wood frame with mortise and tenon joinery for lasting strength and durability
High resiliency seat cushion is engineered to maintain its shape over time
Fiber-filled, semi-attached back cushion is designed to stay in place for a tidy appearance
Square tapered legs are available in three finish options
Handcrafted in North America



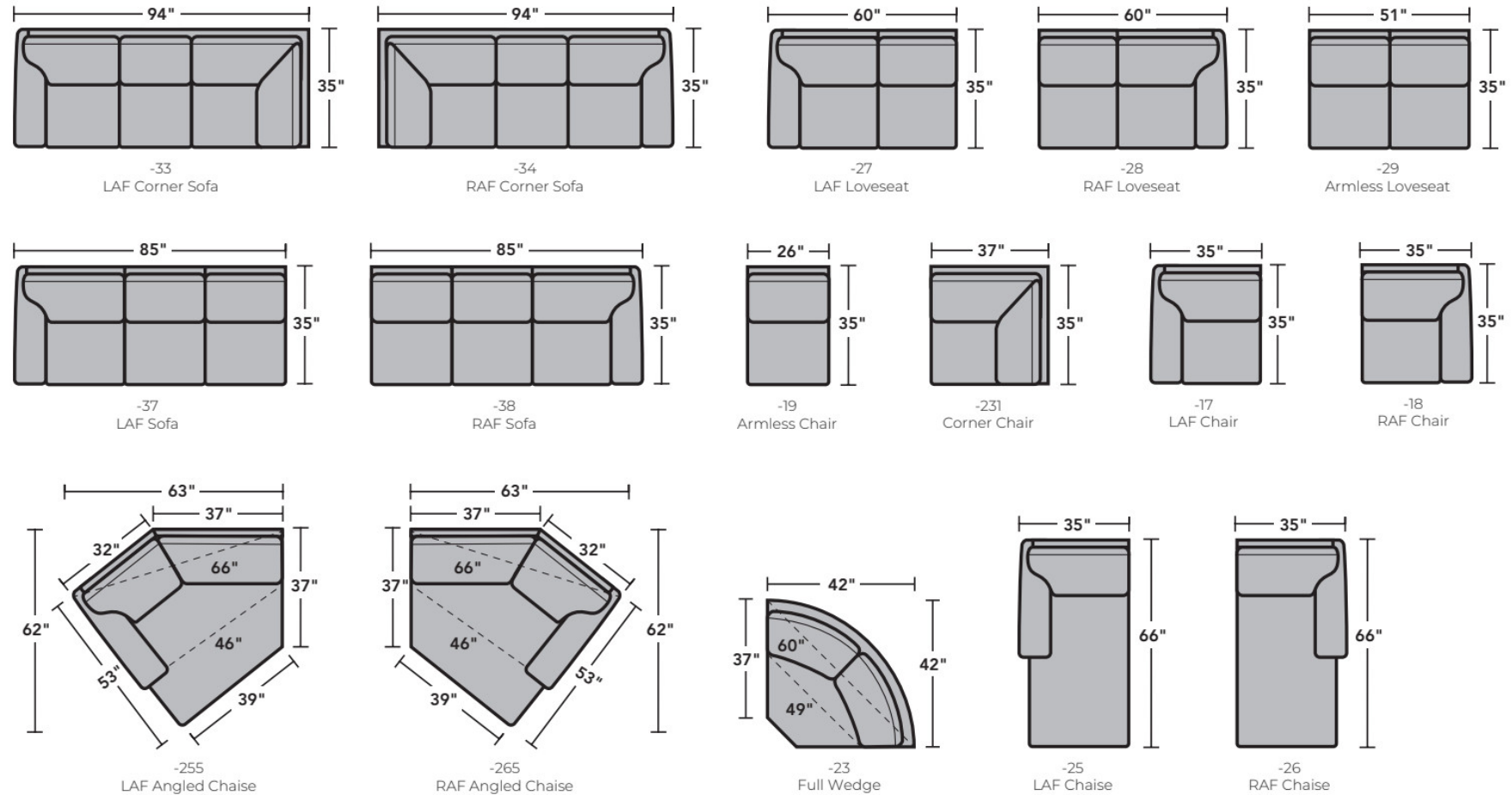
Connecting Clips
A connecting clip is attached to one sectional piece to allow the frame of a second piece to slide neatly down into the clip to secure the two pieces together.

5535 Thornton Sectional | Components & Configurations

Sectionals

Components

LAF = Left-Arm-Facing
RAF = Right-Arm-Facing



Scale 1/4"=1'

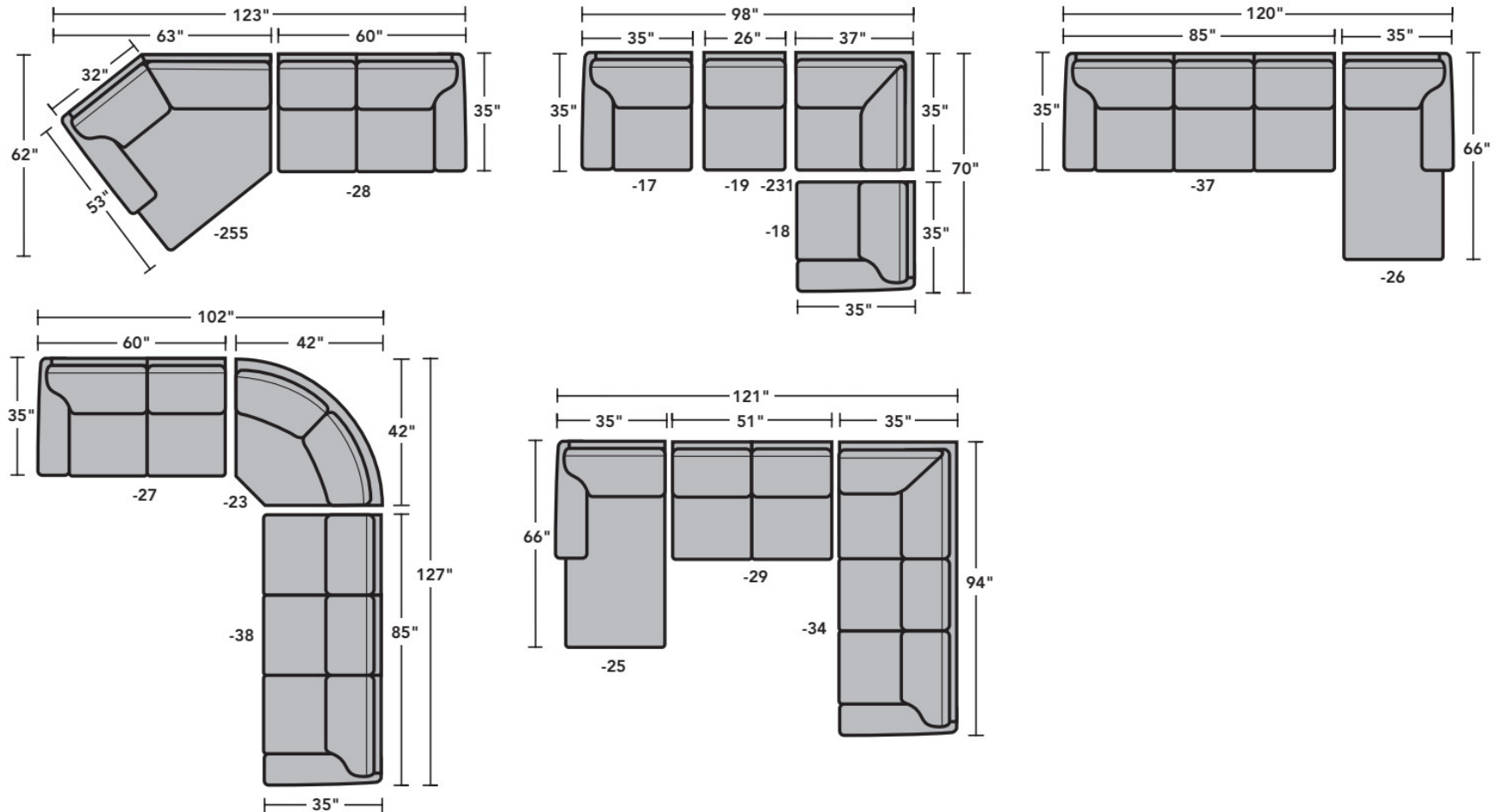
Dimensions are in inches and are subject to variance.
© Flexsteel Industries, Inc. 01/2024
FLX-CP-FS-CC-5535

FLEXSTEEL®

5535 Thornton Sectional | Components & Configurations

Sample Configurations

Sectionals



Scale 1/4"=1'

Dimensions are in inches and are subject to variance.
© Flexsteel Industries, Inc. 01/2024
FLX-CP-FS-CC-5535

FLEXSTEEL®