

CM142-022-201T/B EMPHASIS DINING TABLE TOP/ BASE

MODERN PRINCIPLES

1 of 2

ASSEMBLY INSTRUCTIONS

TWO (2) PEOPLE AND PHILIP WRENCH REQUIRED

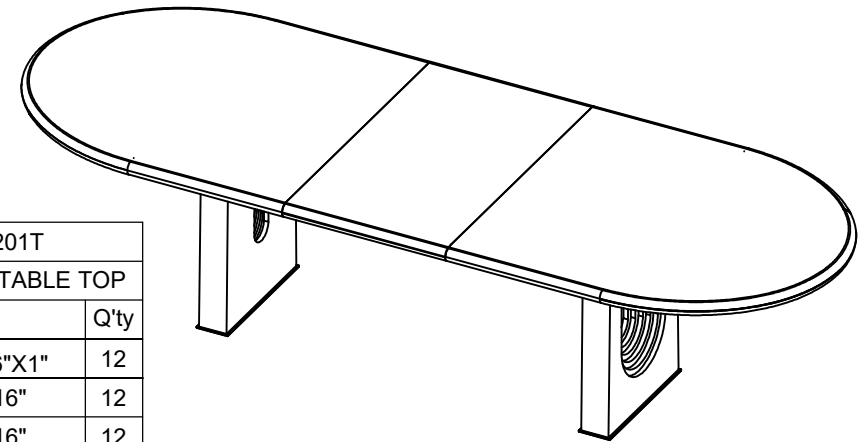
UNPACK ALL PARTS AND CHECK AGAINST PARTS LIST ON THIS INSTRUCTION SHEET BEFORE DISCARDING PACKING AND CARTONING!!

- 1) Unpack the dining table base package then remove the packaging support panel using Wrench provided (E) as shown in Drawing A.
- 2) Assemble the Decorative Metal Piece (4) to table base (3) using bolt (D), tighten with wrench provide (F) as shown in Drawing B.
- 3) Turn the table top face down on a smooth clean surface, attach the base with mounting plate assembled to the top panel using the bolt (A), lock washer (B), flat washer (C) tighten with wrench provide (F), as shown in Drawing C.
- 4) Using TWO (2) people carefully return the table to the upright position then put the leaf into the table as shown in Drawing D.




Note: Touch-up pen is provided for repair of minor issues resulting from transit, handling and normal use.

*** NOTE KEEP THIS SHEET!!! ***




In the unlikely event that you would need a replacement part for your furniture, please contact your local authorized Caracole International dealer. If you need replacement hardware quickly, it could be purchased from your local hardware store.

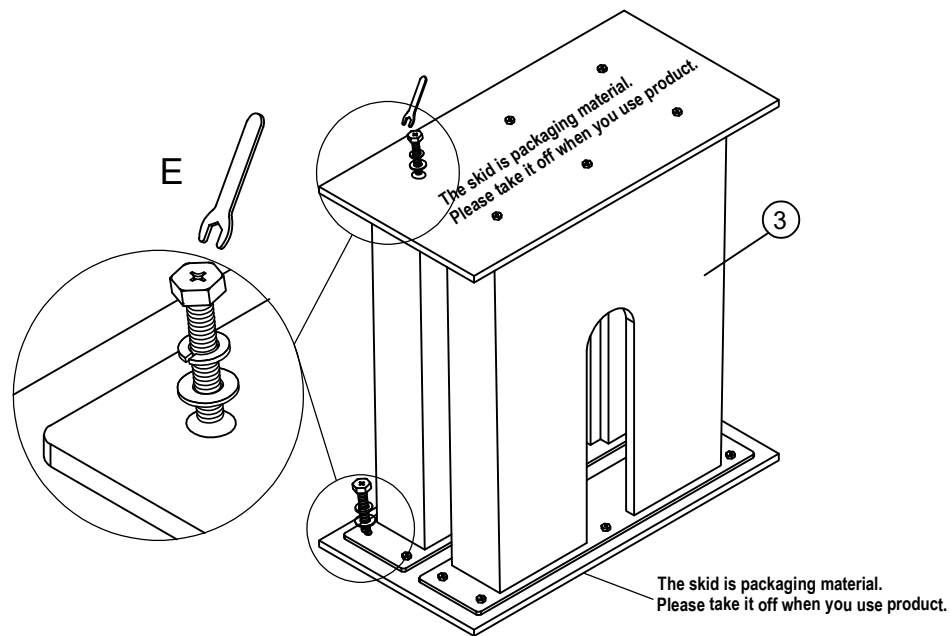


CM142-022-201T EMPHASIS DINING TABLE TOP		
Part Description	Part No.	QTY
Top/Apron Assembly(1)	CM142-022-201-40123	1
Dining Table Leaf (2)	CM142-022-201-4060	1
Dining Table Lock	CM142-022-201-40150	4sets
RTA Hardware	CM142-022-201-4001	1

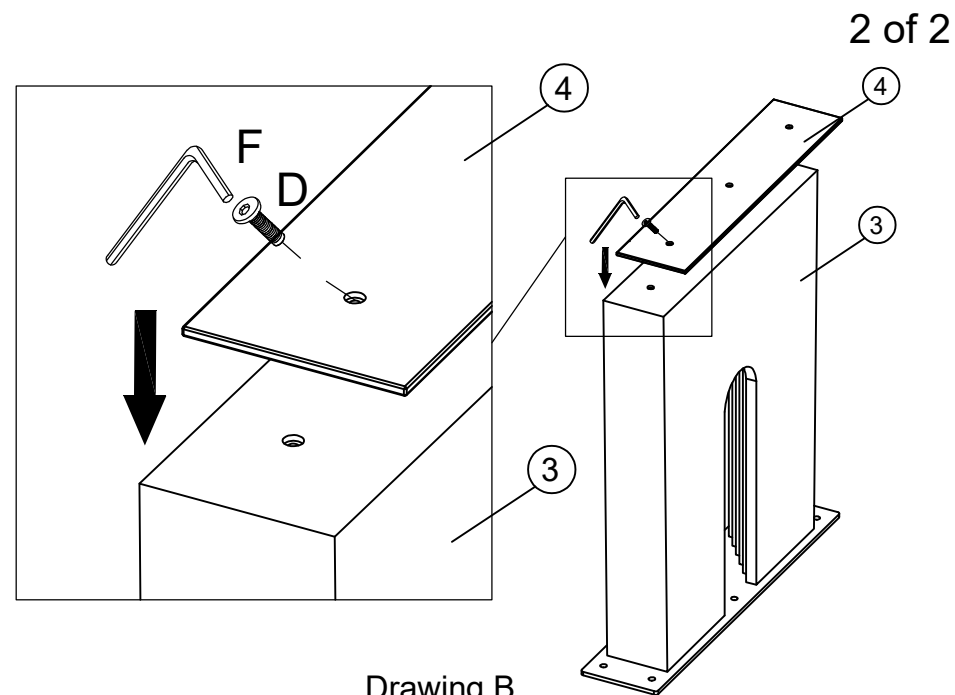
CM142-022-201T EMPHASIS DINING TABLE TOP				
NO.	Hardware List			Q'ty
A		Bolt	5/16"X1"	12
B		Lock Washer	5/16"	12
C		Flat Washer	5/16"	12

CM142-022-201B HEMPHASIS DINING TABLE BASE		
Part Description	Part No.	QTY
Base(3)	CM142-022-201-40153	2
Decorative Metal Piece (4)	CM142-022-201-40455	2
Felt Dot	CM142-022-201-40169	6
RTA Hardware	CM142-022-201-4001	1

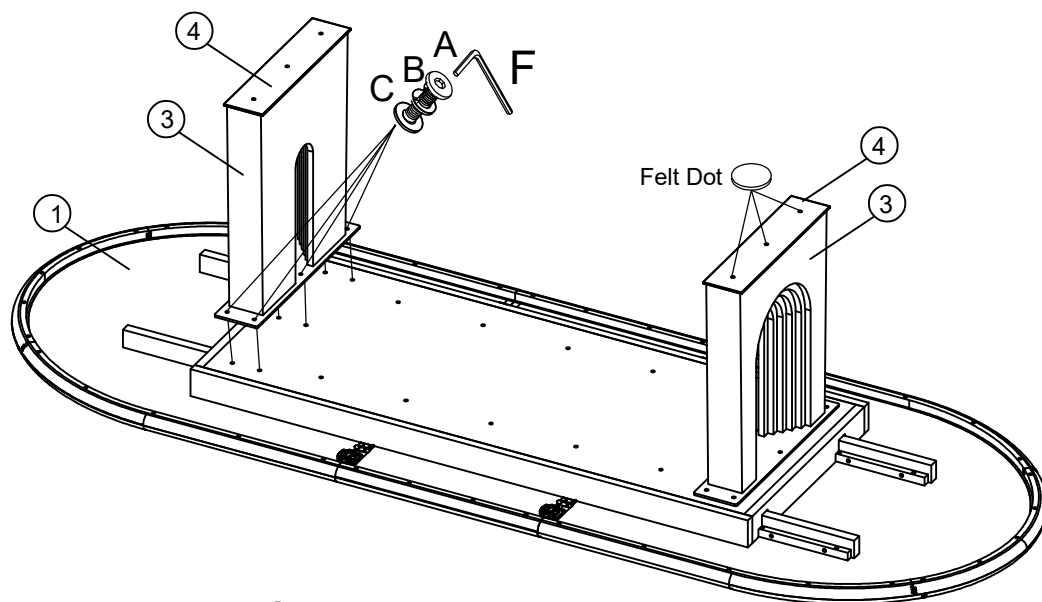
CM142-022-201B EMPHASIS DINING TABLE BASE				
NO.	Hardware List			Q'ty
D		Bolt	5/16"X $\frac{7}{8}$ "	6
E		Wrench	5/16"	1
F		Wrench	5/16"	1



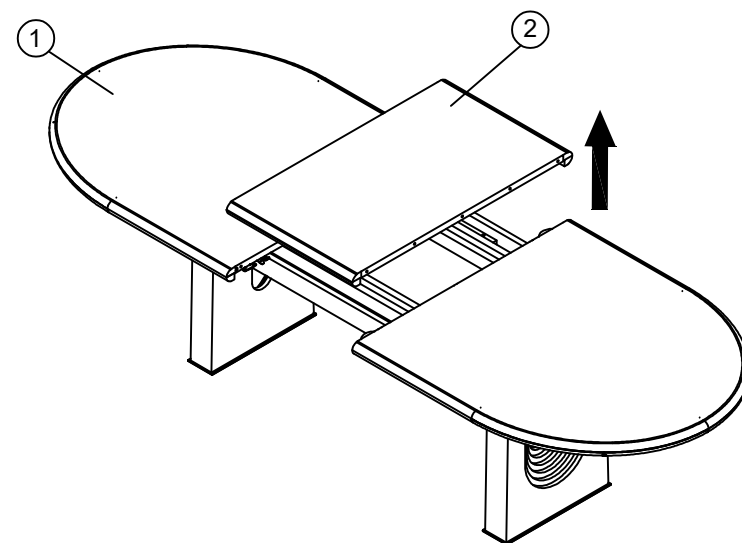
Drawing A



Drawing B



Drawing C



Drawing D