

BI-36U/O



FEATURES

Monitor and control remotely with Wi-Fi connectivity

Accepts custom panels for an integrated look within cabinetry or stainless-steel accessory panels and handles to match other Sub-Zero, Wolf, and Cove products

Preserves refrigerated foods with cool, moist air and frozen foods with frigid, dry air

Fight spoilage and odors with a NASA-inspired air purification system

Locks in cold air to ensure freshness with magnetic door seals

Keeps produce fresher with high-humidity, sealed crisper and deli drawers

Controls temperature within one degree of setpoint

Filters water and ice, removing contaminants, chlorine taste, and odor

Yields ice automatically and "max ice" for additional production

Ensures excellent visibility with bright lights

Refer to freshness cards for tips on food preservation, use, and care

ACCESSORIES

36" Stainless Steel Kickplate

66" Dual Flush Inset Stainless Grille Panel

90° Door Stop

Air Purification Cartridge

Custom Side Panel Mounting Kit

Dual Installation Kit

Egg Container

Extended Framed Handle Kit

Framed Handle Kit

Framed Louvered Grille Insert

Framed Stainless Steel Front Panels

Framed White Front Panels

Grille Frame - 83"

Grille Frame - 88"

Louvered Grille - 83"

Louvered Grille - 88"

Pro Louvered Flush Inset Grille - 84"

Stainless Steel Dual Flush Inset Door Panel with Pro Handle

Stainless Steel Dual Flush Inset Door Panel with Tubular Handle

Stainless Steel Dual Flush Inset Drawer Panel with Pro Handle - LH

Stainless Steel Dual Flush Inset Drawer Panel with Pro Handle - RH

Stainless Steel Dual Flush Inset Drawer Panel with Tubular Handle - LH

Stainless Steel Dual Flush Inset Drawer Panel with Tubular Handle - RH



HANDLE ACCESSORIES

PRO



TUBULAR



PRODUCT DETAILS

REFRIGERATOR

- LED refrigerator and freezer lights
- 4 glass refrigerator shelves (3 adjustable; 1 stationary)
- 1 high-humidity crisper drawer with adjustable dividers
- 1 deli drawer with adjustable dividers
- 1 adjustable dairy compartment
- 3 door bins (2 adjustable; 1 stationary)

FREEZER

- Automatic ice maker with removable ice container
- 1 full-extension roll-out freezer drawer

Stainless Steel Dual Flush Inset Grille Panel
Stainless Steel Flush Inset Door Panel with Pro Handle
Stainless Steel Flush Inset Door Panel with Tubular Handle
Stainless Steel Flush Inset Drawer Panel with Pro Handle
Stainless Steel Flush Inset Drawer Panel with Tubular Handle
Stainless Steel Flush Inset Grille Panel
Stainless Steel Side Panel
Water Filter
White Side Panel
Dual Installation Kit with Dual Wide Grille

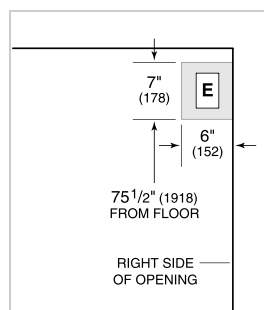
Accessories are available through an authorized dealer.
For local dealer information, visit subzero-wolf.com/locator.

Specifications are subject to change without notice. This information was generated on December 29, 2020. Verify specifications prior to finalizing your cabinetry/enclosures.

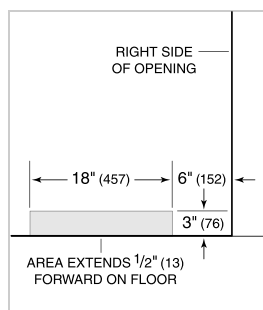
PRODUCT SPECIFICATIONS

Model	BI-36U/O
Dimensions	36"W x 84"H x 24"D
Door Clearance	37 1/4"
Drawer Clearance	23 5/8"
Refrigerator Capacity	16.4 cu. ft.
Freezer Capacity	5.3 cu. ft.
Electrical Supply	115 VAC, 60 Hz
Electrical Service	15 amp dedicated circuit
Plumbing Supply	1/4" OD copper, braided stainless steel or PEX tubing
Plumbing Pressure	35–120 psi
Receptacle	3-prong grounding-type

ELECTRICAL




PLUMBING



PANEL SPECIFICATIONS For complete panels specifications including width/height, weight requirements, thickness requirements and offset details visit subzero-wolf.com/builtinconfigurator.

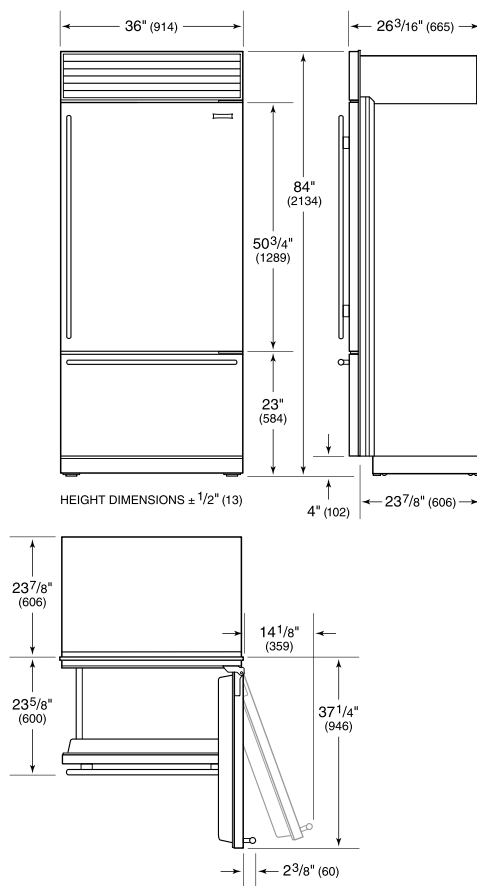
NOTE: Dimensions in parenthesis are in millimeters unless otherwise specified

INTERIOR VIEW

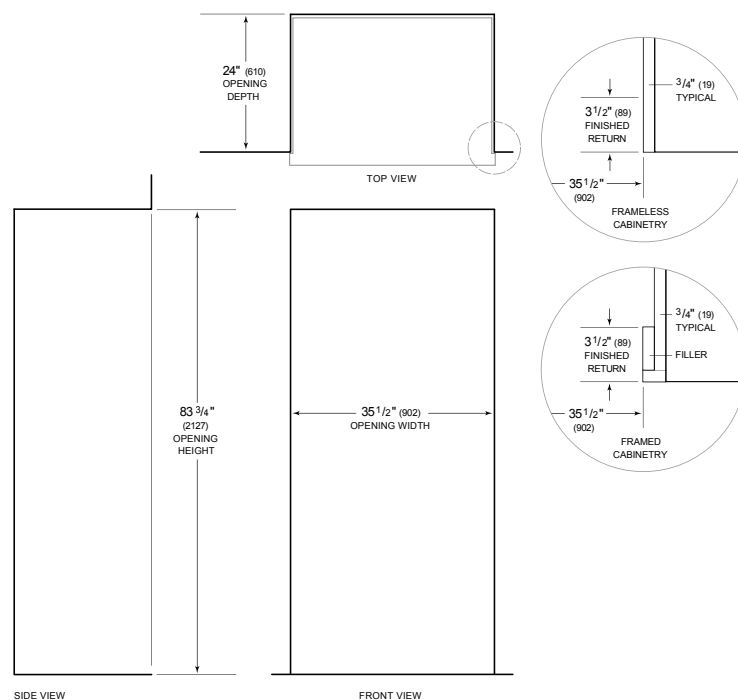


This illustration is intended for interior reference only and may not represent the exterior of the model being specified.

DIMENSIONS



STANDARD INSTALLATION



NOTE: 3 1/2" (89) finished returns will be visible and should be finished to match cabinetry. Shaded line represents profile of unit.