

JT5500SF

GE® 30" Built-In Double Wall Oven with Convection

Dimensions and Installation Information (in inches)

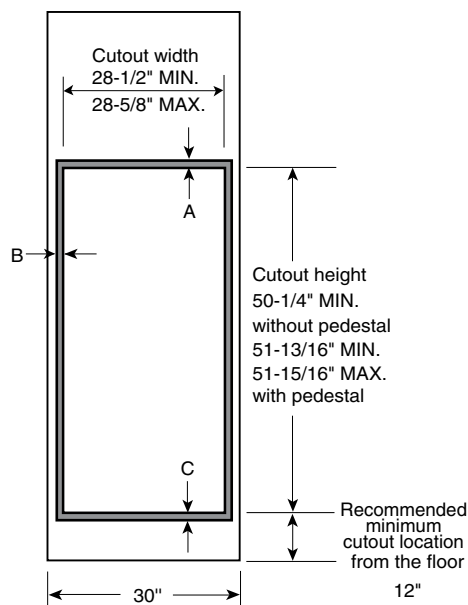
Note: Cabinets installed adjacent to wall ovens must have an adhesion spec of at least a 194°F temperature rating.

Door handle protrudes 3" from door face.
Cabinets and drawers on adjacent 45° and 90° walls should be placed to avoid interference with the handle.

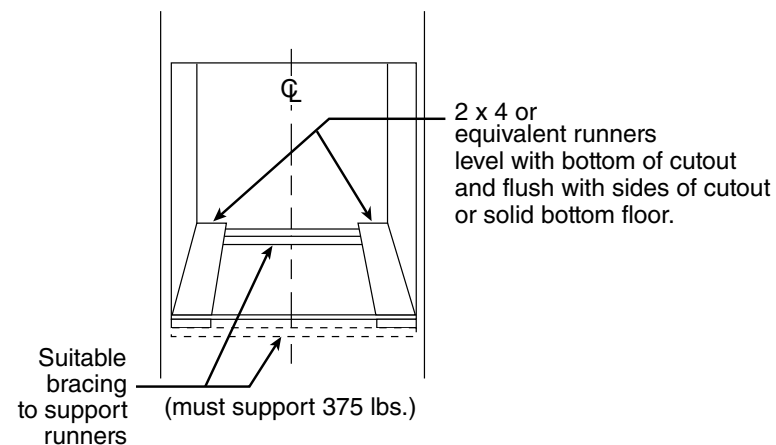
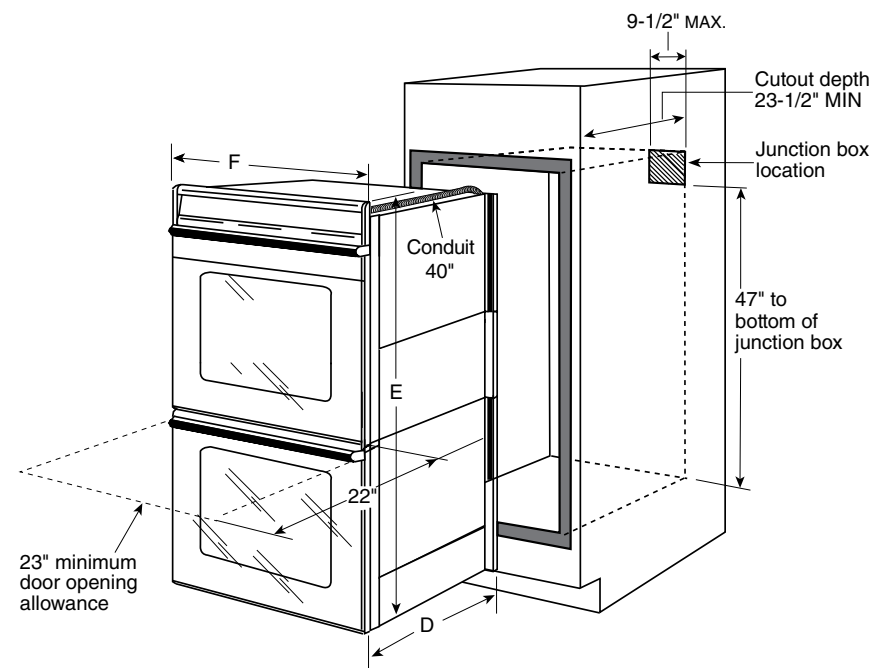
Electric wall ovens are not approved for installation with a plug and receptacle. They must be hard wired in accordance with installation instructions.

Installation Information: Before installing, consult installation instructions packed with product for current dimensional data.

KW Rating	
240V	8.4
208V	6.3
Breaker Size	
240V	40 Amps
208V	40 Amps



JT5550	
Cabinet	30"
A – Overlap of oven at top of cutout	1"
B – Overlap of oven over side of edges of cutout	3/4"
C – Overlap of oven at bottom of cutout	1-1/4"
Oven	
D – Overall depth with handle	27-3/16"
E – Overall height with trim	52-5/8"
F – Overall width	29-3/4"



imagination at work

For answers to your Monogram® or GE appliance questions, visit our website at geappliances.com or call GE Answer Center® service, 800.626.2000.



Listed by
Underwriters
Laboratories



Specification Revised 6/13


320154

JT5500SF

GE® 30" Built-In Double Wall Oven with Convection

Features and Benefits

- True European Convection (Upper Oven Only) - Achieve delicious results from a third heating element and fan combination
- Self-Clean with Steam Clean Option (Both Ovens) - Clean your oven the way you want
- Self-Clean Heavy-Duty Oven Racks - Conveniently clean your oven and racks together
- Glass Touch Controls - Set temperatures quickly and clean with little effort
- Halogen Interior Oven Lighting - Easily see how your food is baking
- Ten-Pass Bake Element - Even baking is assured with heat that covers more surface area
- Eight-Pass Broil Element - Get full broil coverage and even browning from edge to edge
- Double Oven 10.0 cu. ft. Total Oven Capacity (5.0 cu. ft. Both Ovens) - Large meals are easy with capacity that fits more at one time
- Black Gloss Oven Interior - Enjoy a clean and sleek appearance
- Hidden Bake - Make cleanup easy by eliminating hard-to-reach areas
- Model JT5500SFSS - Stainless steel



imagination at work

Specification Revised 6/13

320154