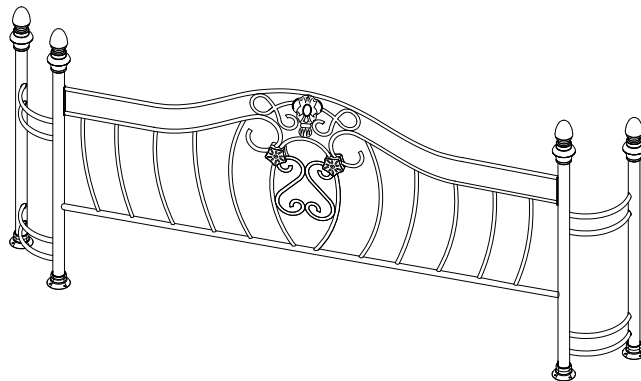
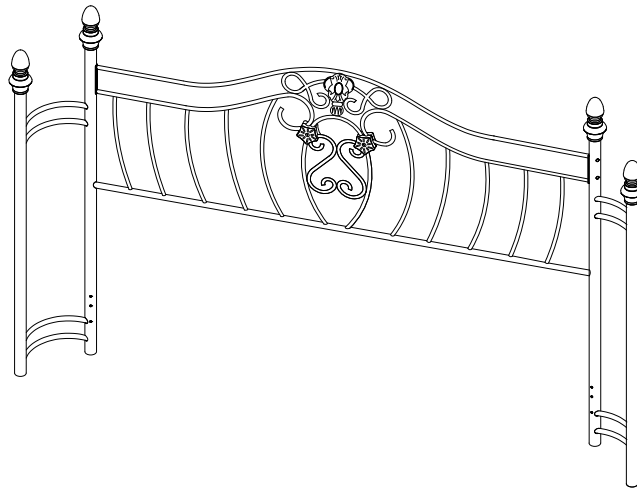


## ASSEMBLY INSTRUCTIONS COASTER FINE FURNITURE



*Fine Furniture for every stage of life*

## 300171KE B1/B2 EASTERN KING SIZE BED

ITEM: **300171KE B1/B2**



## ASSEMBLY INSTRUCTIONS


### ASSEMBLY TIPS:

1. Remove hardware from box and sort by size.
2. Please check to see that all hardware and parts are present prior to start of assembly.
3. Please follow attached instructions in the same sequence as numbered to assure fast & easy assembly.



### WARNING!

1. Don't attempt to repair or modify parts that are broken or defective. Please contact the store immediately.
2. This product is for home use only and not intended for commercial establishments.




ASSEMBLY TIME

30 MINUTES

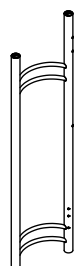
## PARTS IDENTIFICATION

A FRAME



2PCS

B POST FOR HEAD BOARD (LEFT)



1PC

E POST FOR FOOTBOARD (RIGHT)



1PC

C POST FOR HEAD BOARD (RIGHT)



1PC

F BALL



8PCS

D POST FOR FOOTBOARD (LEFT)



1PC

G FOOT PAD











4PCS

### NOTE:

Phillips head screw driver is required in the assembly process; however, manufacturer does not provide this item.

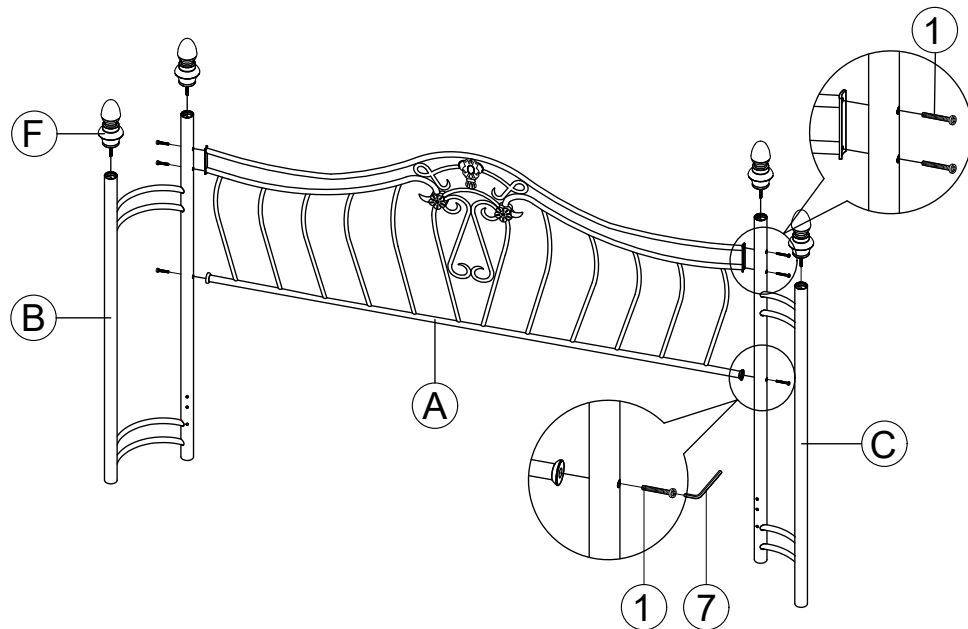
**HARDWARE IDENTIFICATION**

1	<b>LONG BOLT</b> (Φ1/4"x2-1/4")		<b>16PCS</b>	5	<b>FLAT WASHER</b> (Φ23xΦ8.5x3.0)		<b>8PCS</b>
2	<b>SHORT BOLT</b> (Φ1/4"x3/4")		<b>8PCS</b>	6	<b>LOCK WASHER</b> (Φ1/4")		<b>4PCS</b>
3	<b>SPRING WASHER</b> (Φ10.5xΦ6.5x1.5)		<b>8PCS</b>	7	<b>ALLEN KEY</b> (4mm)		<b>1PC</b>
4	<b>FLAT WASHER</b> (Φ16.0xΦ6.5x1.5)		<b>12PCS</b>	8	<b>WRENCH</b> (11.0mm)		<b>1PC</b>


**NOTE:**

Phillips head screw driver is required in the assembly process; however, manufacturer does not provide this item.

ITEM: **300171KE B1/B2**  
**ASSEMBLY INSTRUCTIONS**  
**STEP 1**



**STEP 2**



# ITEM: 300171KE B1/B2



Product size: 2315Wx240Dx953/1333H(mm)

Product size: 91-1/4"Wx9-1/2"Dx37-1/2"/52-1/2"H

