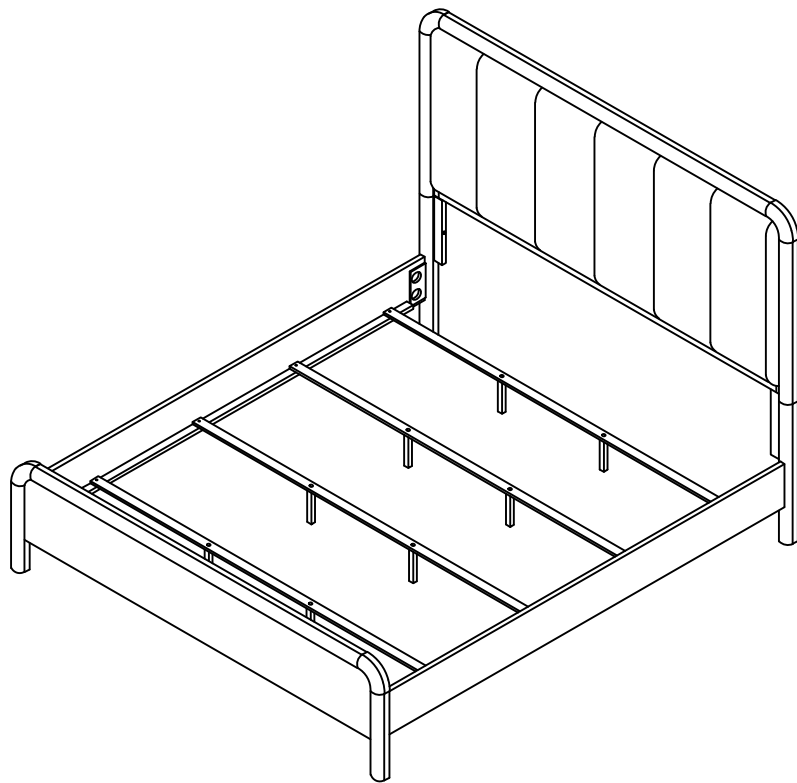


ASSEMBLY INSTRUCTIONS COASTER FINE FURNITURE



Fine Furniture for every stage of life

224271KE (B1-B3)
Eastern King Bed

ITEM: 224271KE (B1-B3)



ASSEMBLY INSTRUCTIONS

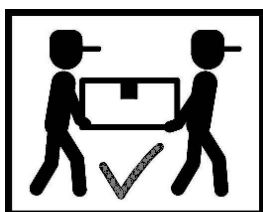
ASSEMBLY TIPS:

1. Remove hardware from box and sort by size.
2. Please check to see that all hardware and parts are present prior to start of assembly.
3. Please follow attached instructions in the same sequence as numbered to assure fast & easy assembly.



WARNING!

1. Don't attempt to repair or modify parts that are broken or defective. Please contact the store immediately.
2. This product is for home use only and not intended for commercial establishments.




ASSEMBLY TIME




30 MINUTES

PARTS IDENTIFICATION


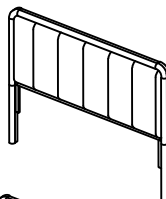

B1 (BOX 1)

A	HEADBOARD PANEL		1PC
B	LEFT HEADBOARD LEG		1PC
C	RIGHT HEADBOARD LEG		1PC
D	WOOD CLEAT		2PCS

B2 (BOX 2)

E	FOOTBOARD		1PC
F	BED SLAT		4PCS
G	BED SLAT SUPPORT WITH LEVELER		8PCS

B3 (BOX 3)

H	BED RAIL		2PCS
HB	224271KE (B1) FROM BOX 1 HEADBOARD COMPLETE		1PC
E	224271KE (B2) FROM BOX 2 FOOTBOARD		1PC

ITEM: 224271KE (B1-B3)



ASSEMBLY INSTRUCTIONS

ASSEMBLY TIPS:

1. Remove hardware from box and sort by size.
2. Please check to see that all hardware and parts are present prior to start of assembly.
3. Please follow attached instructions in the same sequence as numbered to assure fast & easy assembly.


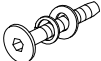
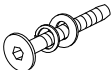
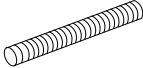









WARNING!

1. Don't attempt to repair or modify parts that are broken or defective. Please contact the store immediately.
2. This product is for home use only and not intended for commercial establishments.

HARDWARE IDENTIFICATION

Z-B3 (BOX 3) - HARDWARE PACK IS LOCATED IN 224271KE (B3)

1	ALLEN WRENCH (M4 x 110mm - BLK)		1PC
2	SHORT BOLT (M6 x 45mm - BLK)		8PCS
3	LONG BOLT (M6 x 60mm - BLK)		2PCS
4	THREADED BOLT (M6 x 80mm - RBW)		8PCS
5	WOOD DOWEL (M8 x 30mm)		12PCS
6	HALF ROUND NUT (8.5 x 15 x 32mm - BRN)		8PCS
7	LOCK WASHER (M6(Dia 11.8) - BLK)		8PCS
8	FLAT WASHER (M6 x 13mm - BLK)		8PCS
9	HEX NUT (M6 - RBW)		8PCS
10	FLAT HEAD SCREW (#8 x 1 1/8" - BLK)		8PCS
11	WRENCH (2 x 24.5 x 85 - RBW)		1PC

NOTE:

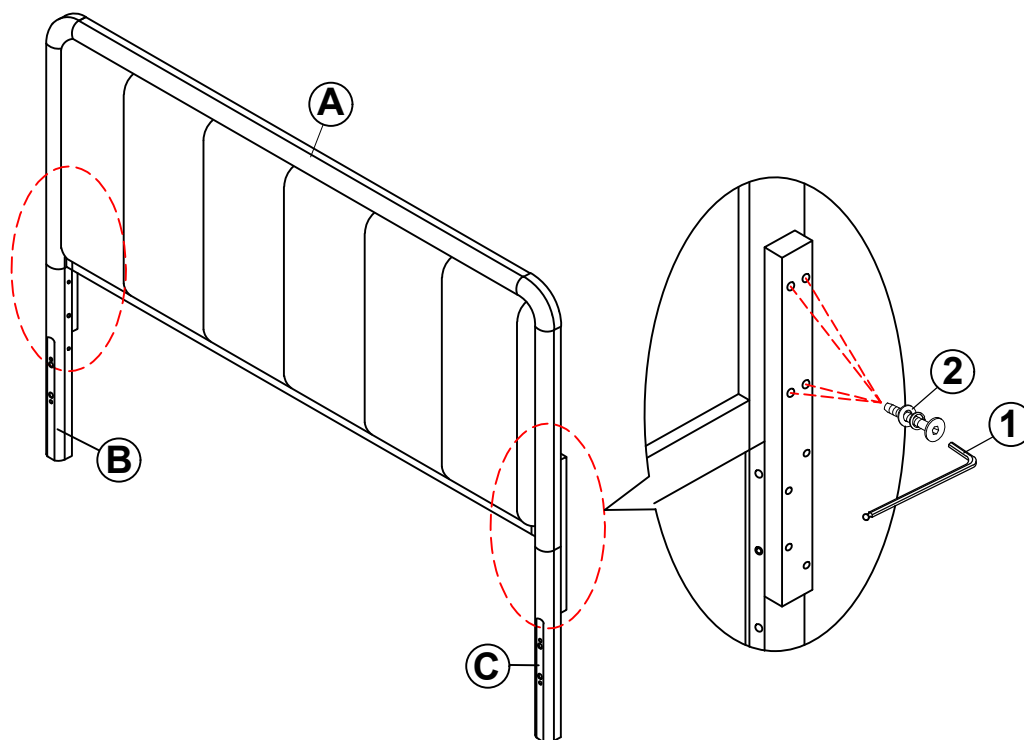
Phillips head screw driver is required in the assembly process; however, manufacturer does not provide this item.

ITEM: **224271KE (B1-B3)**

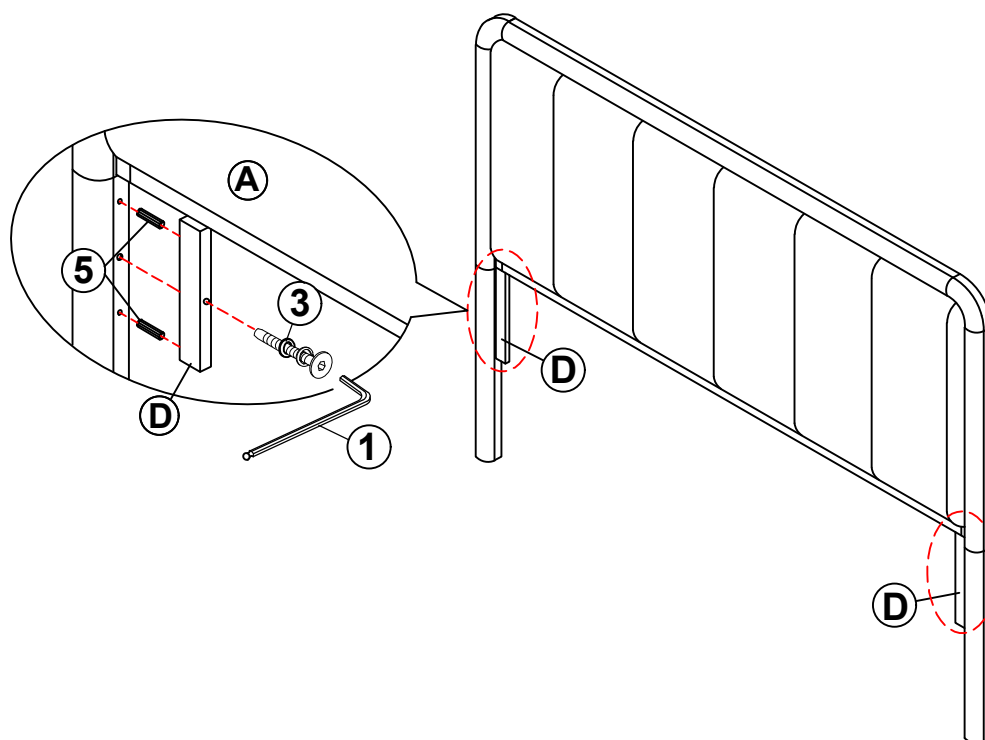


ASSEMBLY INSTRUCTIONS

STEP 1



STEP 2

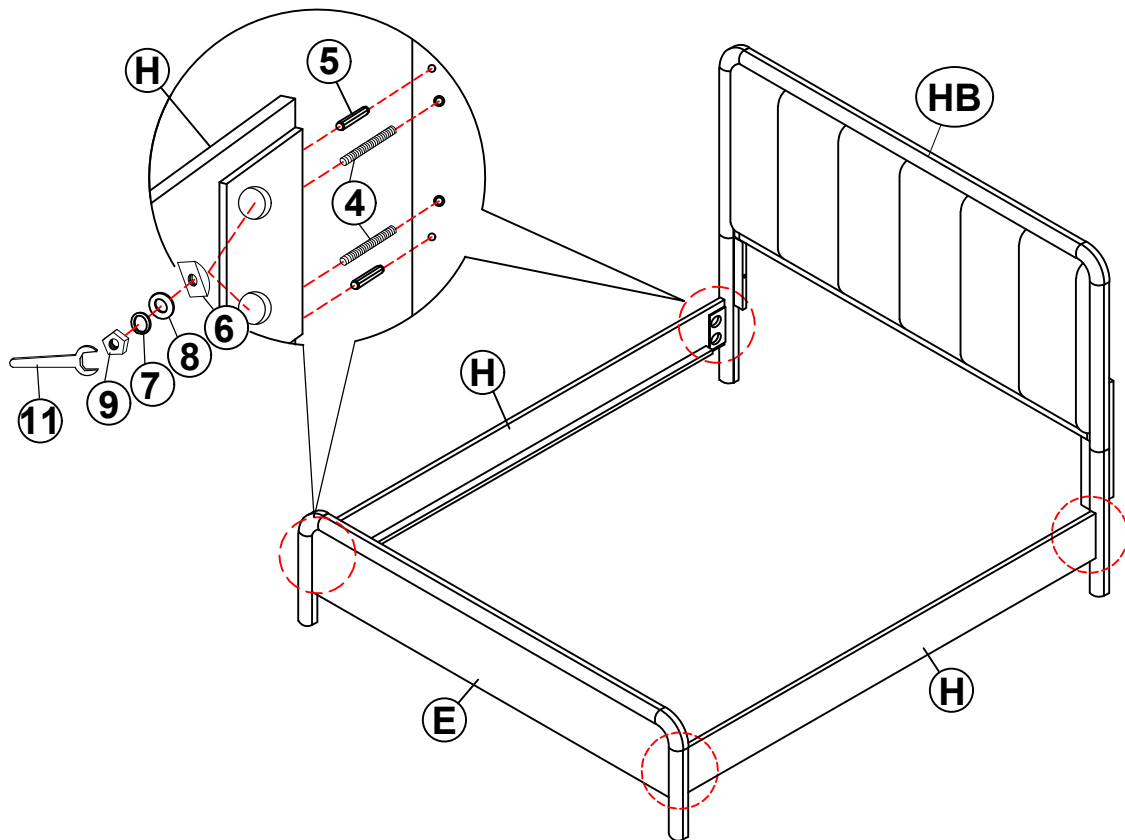


ITEM: **224271KE (B1-B3)**

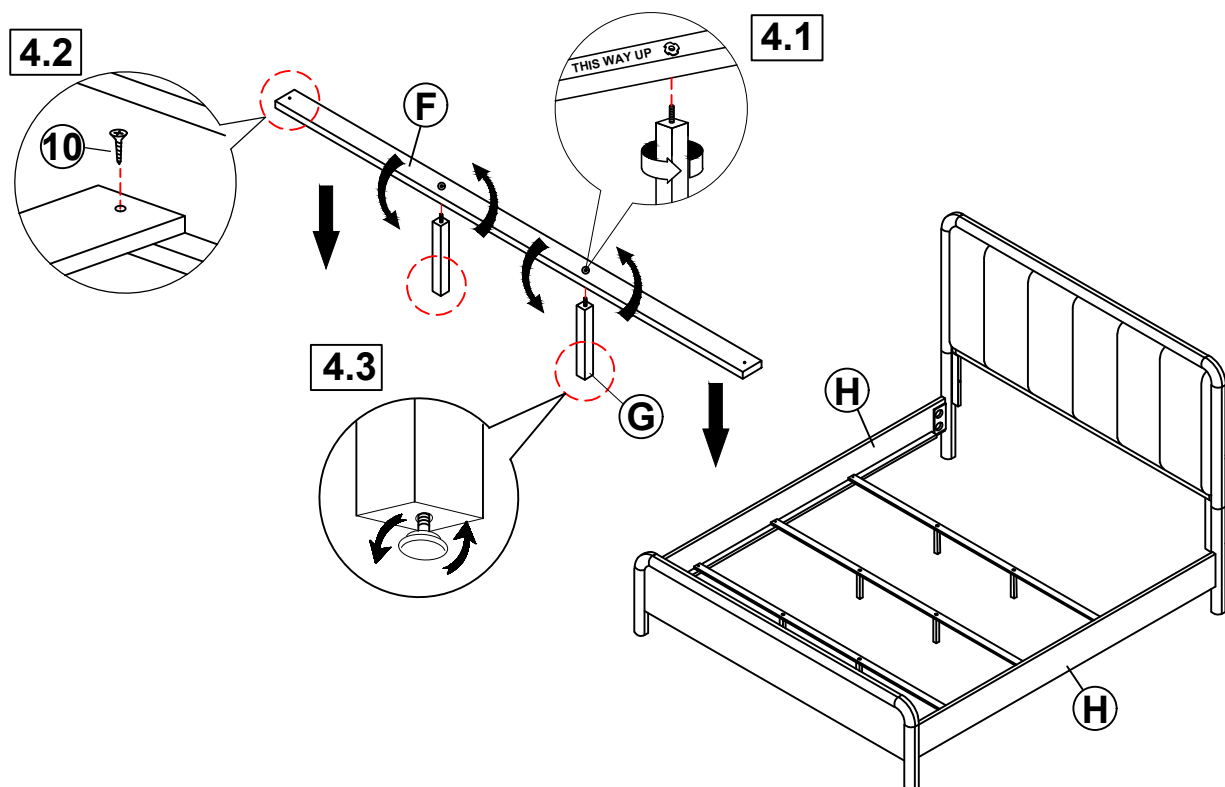


ASSEMBLY INSTRUCTIONS

STEP 3



STEP 4




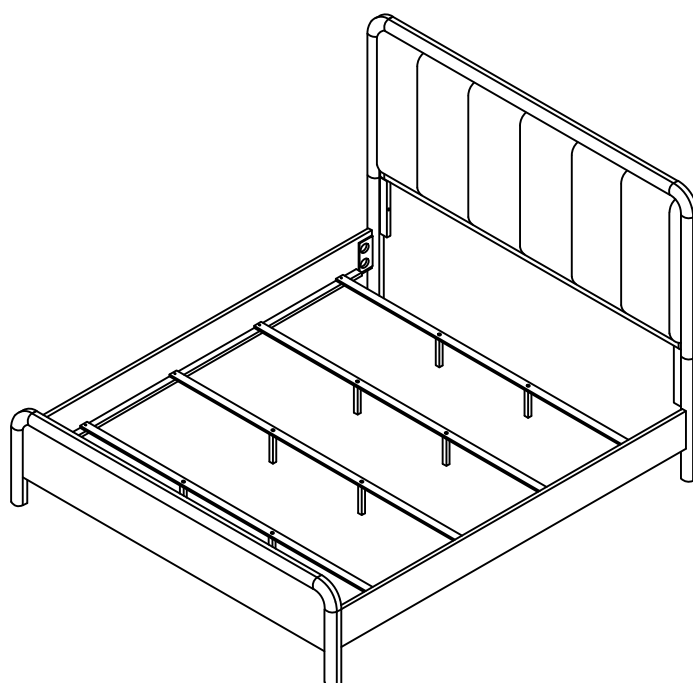
ITEM: **224271KE (B1-B3)**



ASSEMBLY INSTRUCTIONS

STEP 5

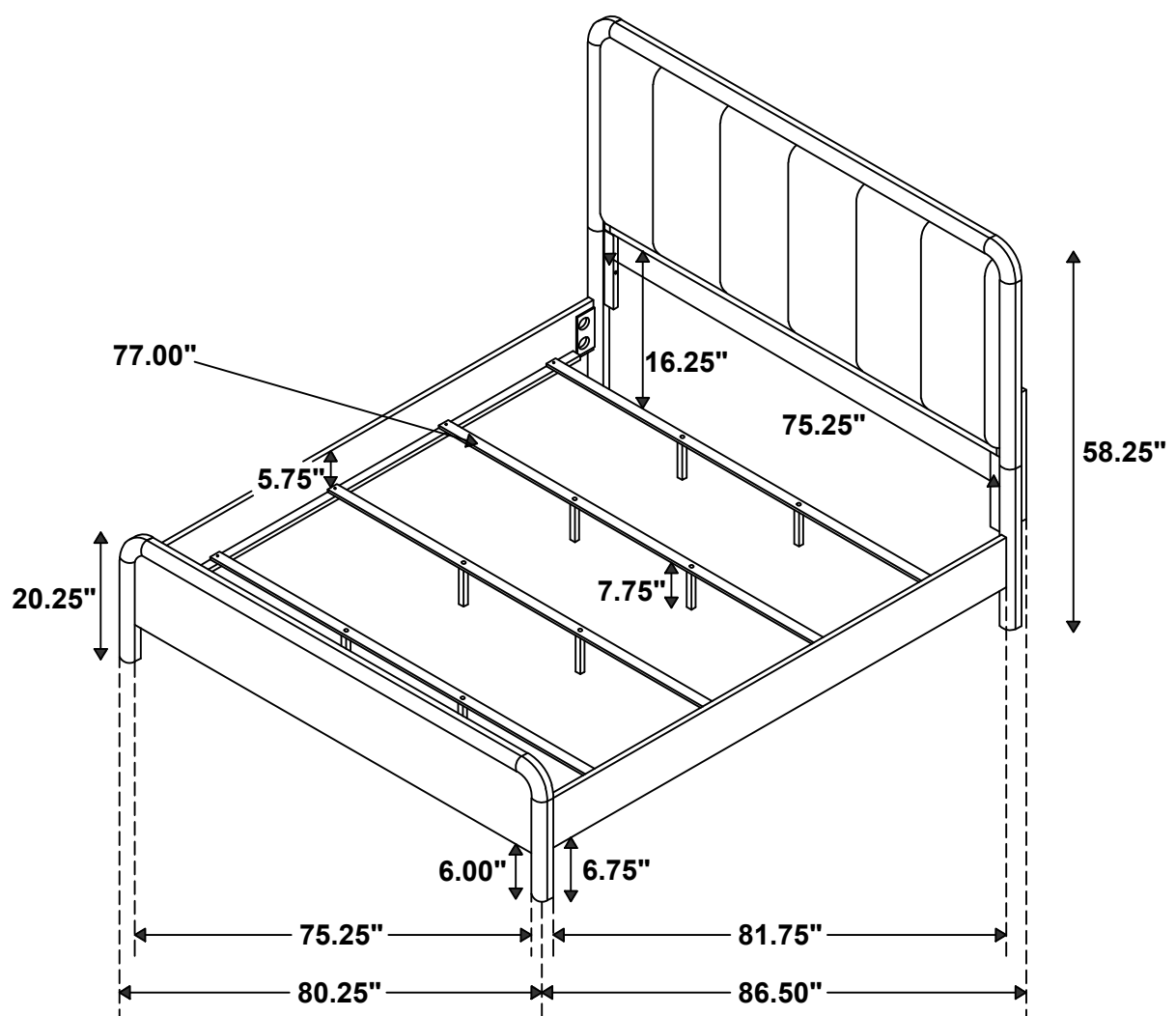
COMPLETE



ITEM: **224271KE (B1-B3)**



Inner Size : 77.00"W x 81.00"D



Note : Dimension tolerance $\pm 5\%$