


24" ADA Solid Door Refrigerator • ADA Series



FEATURES & BENEFITS



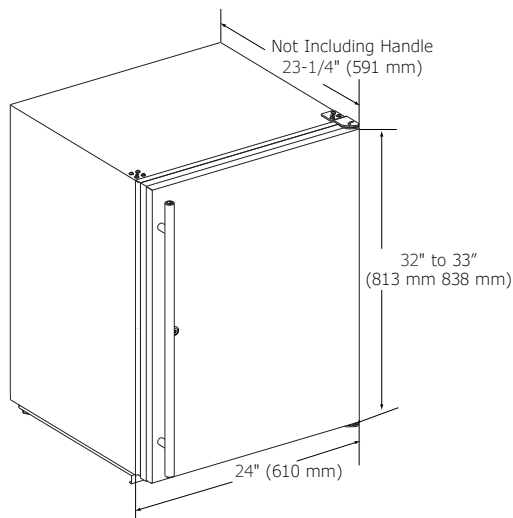
PERFORMANCE	<ul style="list-style-type: none">• Volume of 5.3 cu ft holds up to 70 bottles (12 oz) or 140 cans (12 oz)• Digital Touch Pad Control is conveniently located on upper face of unit• Temperature range: 34°F - 45°F• Convection cooling system rapidly and efficiently takes items to the set temperature
INTERIOR/EXTERIOR	<ul style="list-style-type: none">• 32" height meets ADA height requirement yet maximizes allowable space• White interior is illuminated with LED lighting• Three adjustable glass shelves• Stainless steel handle (7/8" diameter)• Door swing is field reversible, and is shipped right-hand hinged• Door lock is standard on stainless and black models
INTEGRATION	<ul style="list-style-type: none">• Unit is designed to be built-in or can be freestanding• Four independently adjustable leveling legs provide a precise undercounter fit• Available in the following finishes: Stainless, Integrated, or Black• Integrated model requires 3/4" custom door panel (panels not supplied by U-Line)

MODEL DETAILS

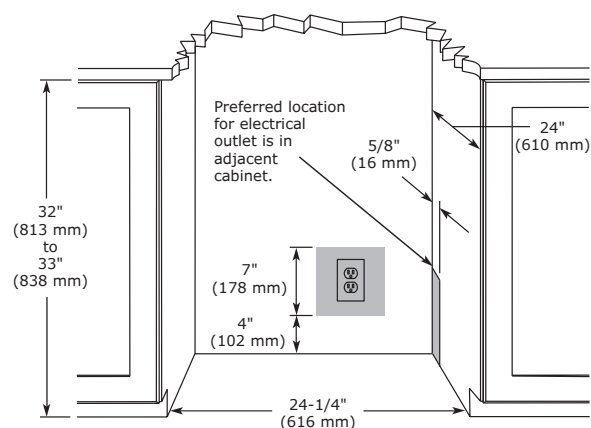
Model	Voltage/Hz	Door Swing	Finish	Shipping Weight
U-ADA24RS-13B	115 / 60	Field Reversible	Stainless Solid (Lock)	123 lb
U-ADA24RINT-00A	115 / 60	Field Reversible	Integrated	117 lb
U-ADA24RB-13B	115 / 60	Field Reversible	Black Solid (Lock)	123 lb

DIMENSIONS

Dimensions shown apply to all finishes, including Integrated (INT) models with 3/4" integrated panel/frame installed.



CABINET CUT-OUT



INSTALLATION NOTES

When installing adjacent to wall, ensure 2 1/2" clearance on hinged side for 90° door opening, allowing ample room for door handle.

Cutout includes the additional 1/4" width overall to ensure proper installation.

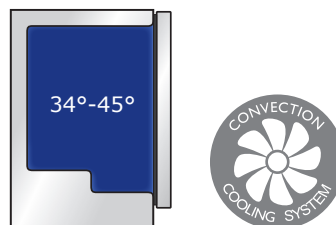
No additional clearance around sides, top or rear of unit is needed for ventilation.

Do not obstruct front grille air flow.

SPECIFICATIONS

Model	ADA24R
Amps: Running	1.2
Capacity: Bottle (12 oz)	70
Capacity: Can (12 oz)	140
Capacity: Volume (cu ft)	5.3
Control Type	Digital Touch Pad
Dimensions: Product Depth	23 1/4" / 591 mm
Dimensions: Product Height	32" / 813 mm
Dimensions: Product Width	24" / 610 mm
Energy Consumption: Avg. Per Year	240 kWh
ENERGY STAR / CEE RATING	ENERGY STAR / Tier 3
Panel Height	30 1/4" / 768 mm
Panel Thickness	3/4" / 20 mm
Panel Type	Solid Panel
Panel Width	23 3/4" / 603 mm
Product Weight: Max	117 lb
Refrigerant Type	R600a
Sabbath (Star K Certified)	Yes
Temperature Range	34°F - 45°F

COOLING SYSTEM



ELECTRICAL REQUIREMENTS

This unit requires a grounded, polarized 115 VAC, 60 Hz, 15 A power supply (normal household current).



Please visit u-line.com to view this model's User Guide & Service Manual. All Specifications are subject to change without notice.