

# LUONTO®



## WEST



## WEST

### CUSTOMIZING

1. Choose upholstery: Available with hundreds of upholstery materials and colors.
2. Choose details: Sitting comfort, contrast stitching, functions and extras.
3. Choose leg color

### FRAME CONSTRUCTION

Individually bench-made by Scandinavian craftsmen.

Seat Frame constructed of select SOLID SPRUCE with finger joints and no-zag springs (at least four per seat).

Back parts constructed with Mortise & Tenon design for extraordinary durability. Exterior sides and back fully padded.

### STANDARD LEG COLOR OPTIONS

Solid birch



Natural,  
laked



Walnut,  
stained



Wenge,  
stained

### COMFORT

Medium

### FUNCTIONS

Sleeper (manual or motor), headrest

### LEGS

Standard leg models: 105/6 or 217/6 (chrome)

Mechanism leg model: 235/6 (chrome or black)

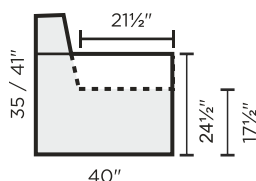
### UPHOLSTERY

Leather, fabric, compination

### EXTRA

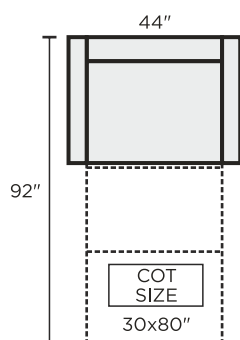
Bold stitching A (white) or B (black)

### MEASURES



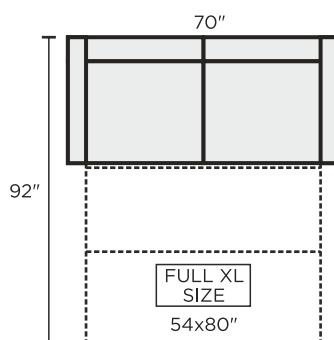
#### CHAIR SLEEPER

(Level Function, man./motor)



#### LOVESEAT SLEEPER

(Level Function, man./motor)



#### LOVESEAT SLEEPER

(Level Function, man./motor)

