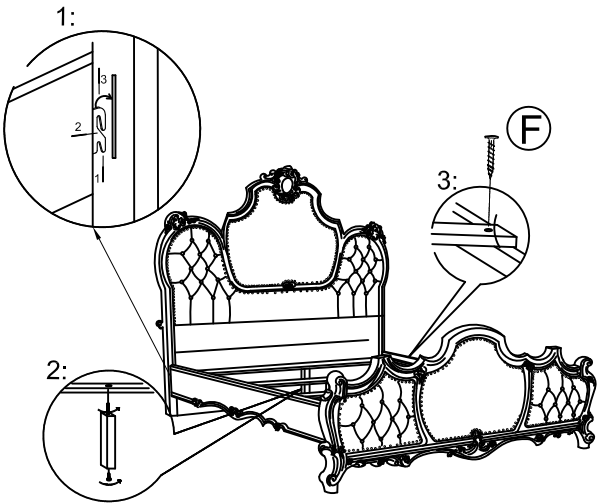
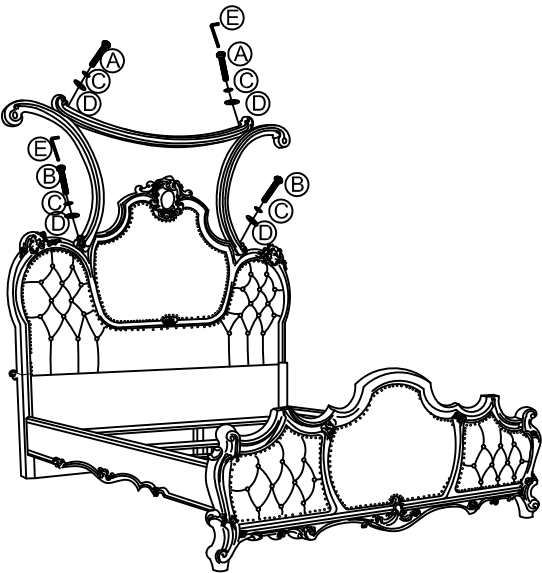


ASSEMBLY INSTRUCTION


Step 1:



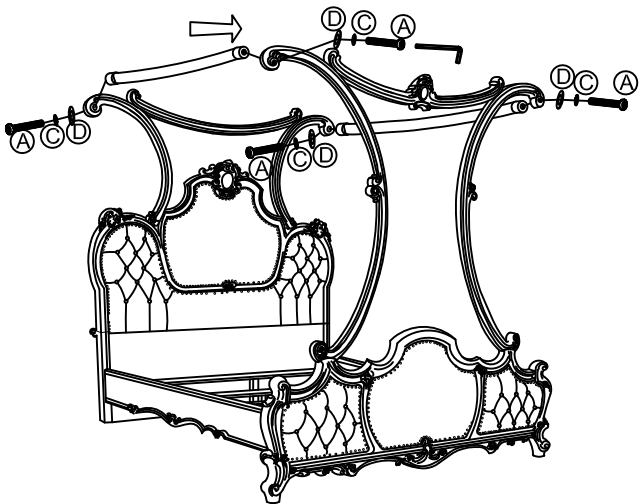
Step 2:



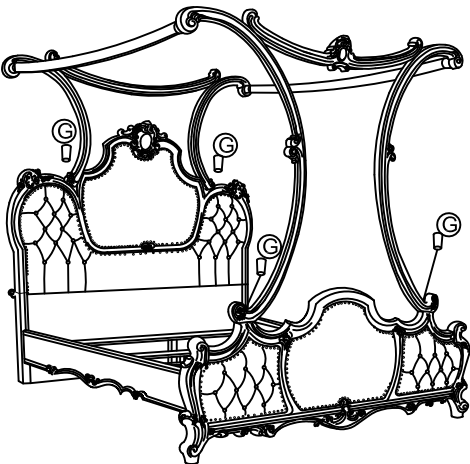
Step 3:




Step 4:










Step 5:



Finish:



Hardware List:

No.:	Description	Drawing	Size	Q' ty
A	Short Bolt		Ø5/16" X2-1/2"	8
B	Long Bolt		Ø5/16" X3-1/2"	4
C	Lock Washer		Ø5/16" X12mm	12
D	Flat Washer		Ø5/16" X22mm	12
E	Wrench		Ø5mmX60mml	1
F	wood screw		Ø8 X 1-1/2"	10
G	bung			4