



2900-SECTP (57P, 23, 19, 58P) in fabric 145-01

FLEXSTEEL®

© Flexsteel Industries, Inc. | Last Updated 02/22

19 23 59M	57M 58M	FEATURES
●	●	Flexsteel Spring Unit
		DualFlex
●	●	Back Construction
		Attached
●	●	Seat Construction
		Attached
●	●	Seat Cushion(s)
		High-Density (HC)
	○	Tailoring
		Arm Covers

- Standard
- Optional

PRODUCT DIMENSIONS	OVERALL			SEAT			Arm Height	Open Depth	Wall Clearance
	Height	Width	Depth	Height	Width	Depth			
Armless Chair -19	40"	26"	39"	19"	26"	21"			
Full Wedge -23	40"	64"	41"	19"	38"	23"			
LAF Power Recliner -57M	40"	30"	39"	19"	25"	21"	24"	67"	5"
RAF Power Recliner -58M	40"	30"	39"	19"	25"	21"	24"	67"	5"
Armless Power Recliner -59M	40"	26"	39"	19"	26"	21"		67"	5"
Straight Console -72	41"	9"	38"	24"	9"	23"			

NOTES

Available in more than 250 fabric options

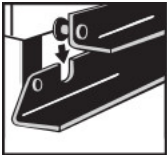
Also available in Performance fabrics - Revolution and LiveSmart

Straight console features two cup holders.

Removable backs allow for easy lifting and maneuvering through doorways.

Power allows you to smoothly recline to any position.

A single USB port is included on each power button control on styles with arms.

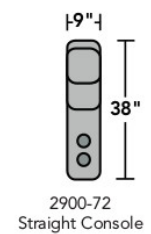
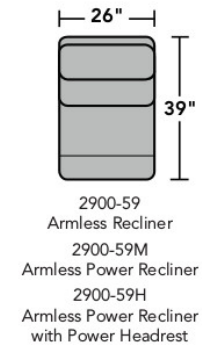
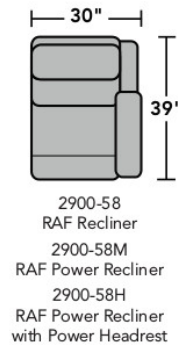
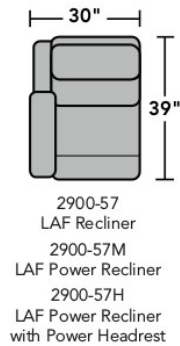
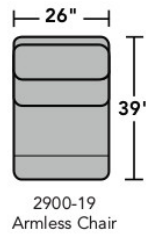
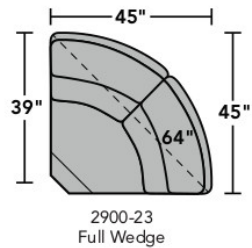


Interlocking Brackets
Interlocking brackets securely attach one sectional component to another to prevent them from separating even when reclining.

2900 Catalina Sectional | Components & Configurations

Components

LAF = Left-Arm-Facing
RAF = Right-Arm-Facing



Scale 1/4"=1'

Dimensions are in inches and are subject to variance.
© Flexsteel Industries, Inc. 4/16

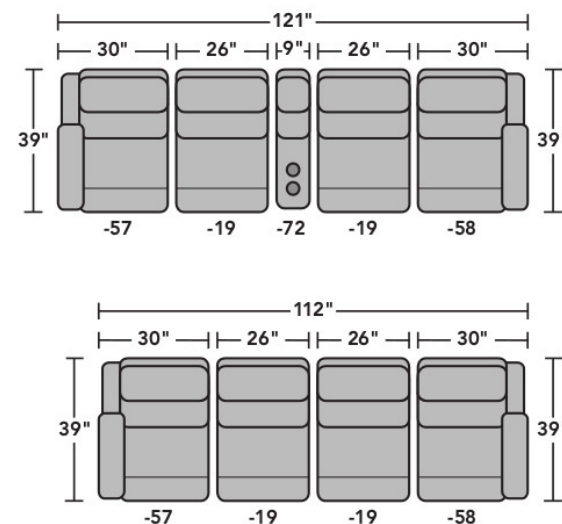
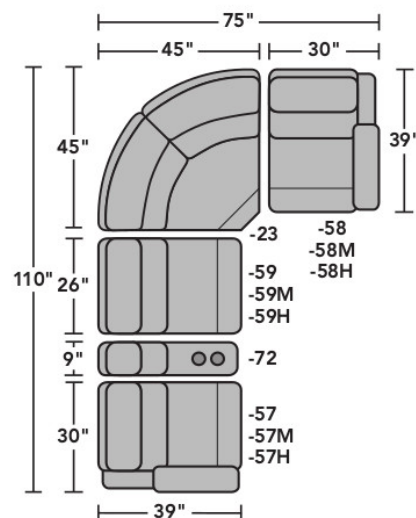
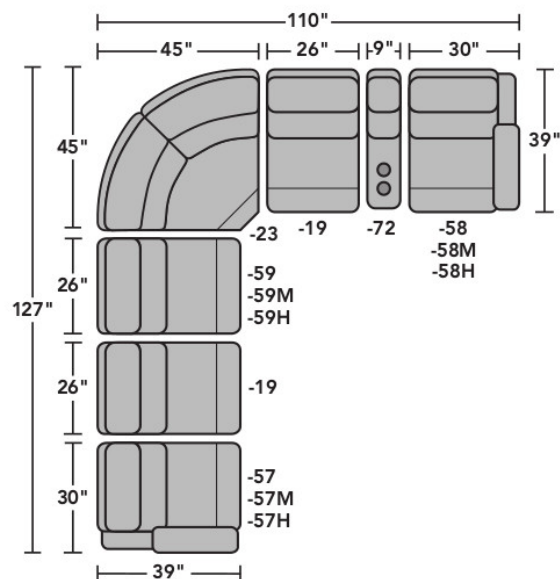
Reclining Sofas & Sectionals



FLEXSTEEL®

2900 Catalina Sectional | Components & Configurations

Sample Configurations



Scale 1/4"=1'

Dimensions are in inches and are subject to variance.
© Flexsteel Industries, Inc. 12/20
FLX-FM2900-CC-PP

Reclining Sofas & Sectionals



FLEXSTEEL®