


# MOE'S

home collection

## ASSEMBLY INSTRUCTIONS.

DAIFUKU DINING BENCH SMALL WALNUT STAINED ASH

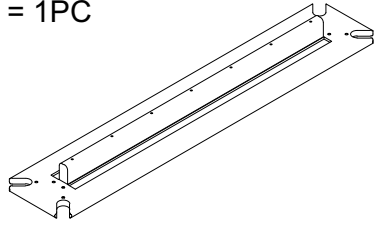
BC-1129-20



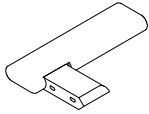
THANK YOU FOR YOUR PURCHASE!

## PARTS LIST

A. Top = 1PC

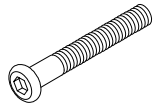


B. Leg = 4 PCS

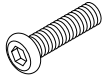


## HARDWARE LIST

1. Bolt  
M8x70 = 8PCS



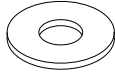
2. Bolt  
M8x25 = 12PCS



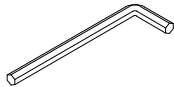
3. Spring Washer  
M8.5x11 = 16PCS



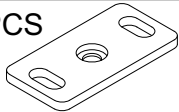
4. Flat Washer  
M8.5x18 = 16PCS



5. Allen key  
M4 = 1PC



6. Metal plate = 4PCS



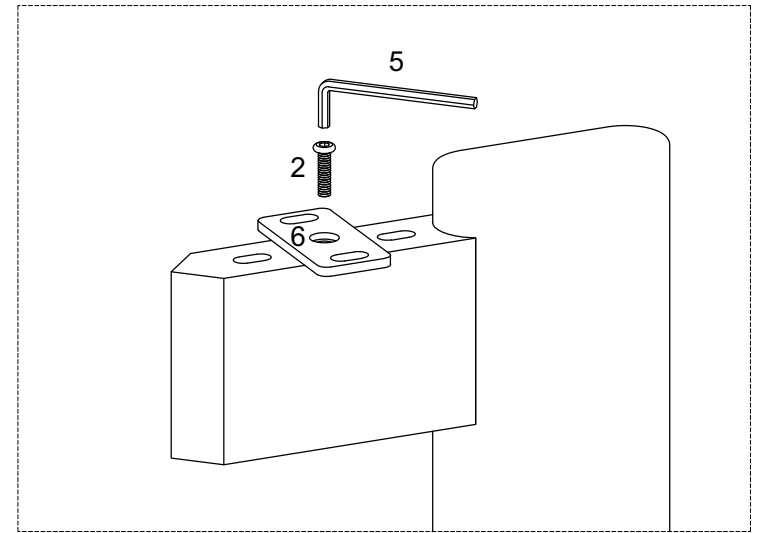
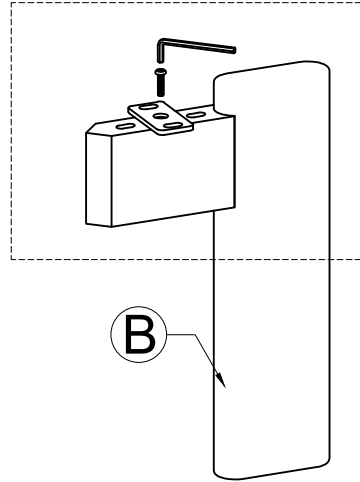
## NOTES.

Thank you for purchasing this quality product! Be sure to check all packing material carefully for small part that may have come loose inside the carton during shipping.

## CAUTION:

The item is heavy, assembly should be performed by two people.

## Step 1



## Step 2

