

T42BT110NS

42-INCH BUILT-IN FRENCH DOOR REFRIGERATOR, 2 DRAWER, PRE-ASSEMBLED

FREEDOM® COLLECTION, MASTERPIECE® COLLECTION HANDLES



Also Available In:
T42IT100NP – Panel-Ready
T42BT120NS – Pre-Assembled with Professional Handles

FEATURES & BENEFITS

- ThermaFresh® Pro drawers optimize temperature and humidity, preserving fresh foods longer than traditional drawers
- Intuitively customize settings with the redesigned full-color touchscreen control panel. Wi-Fi connectivity enables additional control settings with the Home Connect® app.
- Flex drawer can be utilized as an additional refrigerator or freezer space for maximum versatility
- Dual ice maker provides two sizes of ice, diamond ice and cocktail ice, perfect for entertaining
- See what's inside without opening the door with cameras located in the refrigerator compartment
- Includes trim and frame kit

STYLE

Door Style	Stainless Steel Panel
Handle Style	Masterpiece®
Interior Finish	Stainless Steel

INNOVATION

Wi-Fi-Enabled for Control with Home Connect® App	Yes
Remote Monitoring and Control	Yes
iService Remote	Yes
Remote System Upgrade	Yes
2 Drawer Design	Yes
Diamond Ice (Small) and Cocktail Ice (Large)	Yes
Camera in the Appliance	4

PERFORMANCE

ThermaFresh® Pro	Yes
Dual Compressor	Yes
Dual Evaporators	Yes
Quick Ice	Yes
Automatic Defrosting	Yes

Modes

Eco, Sabbath, Shopping, Vacation, Demo, Quick Ice, SuperCool, SuperFreeze

Internal Water Dispenser	Yes
One Touch BottleFill	Yes
Water Filter (6 Months)	Yes
Air Fresh Filter	Yes
Ethylene Filter (6 Months)	2

CAPACITY AND STORAGE

Total Capacity (cu. ft.)	23.1 cu. ft.
Refrigerator Capacity (cu. ft.)	15.3 cu. ft.
Freezer Capacity (cu. ft.)	7.8 cu. ft.
Ice Maker Drawer Capacity (cu. ft.)	1.6 cu. ft.
ThermaFlex™ Convertible Drawer Capacity (cu. ft.)	2.2 cu. ft.
Full-Extension Freezer Storage Drawer	2
Full-Extension Icemaker Drawer	1
Full-Extension ThermaFlex™ Convertible Drawer	1

Convertible Drawer Modes

Freezer (0° F), Soft Freeze (10° F), Meat/Fish (30° F), Beverage (34° F), Deli and Cheese (34° F), Fridge (37° F), Pastry (39° F)

Full Extension Thermafresh® Pro Crisper Drawers	2
---	---

ThermaFresh® Crisper Drawer Modes (° F/Humidity)

Vegetables (32° F/High), Fruit (32° F/Low) Meat (30° F/Low), Fish (30° F/Low), Deli (34° F/Low), Cheese (35° F/Low), Beverages (34° F/Low), Mixed (32° F/Low), Charcuterie (35° F/Low)

Storage Shelves	4 Adjustable, 1 Fixed
Hanging Deli Drawer	1
Standard Door Bins	4 Adjustable
Gallon Door Bins	2 Adjustable

GENERAL FEATURES

Color Touch Screen Control Panel	Yes
Water Filter Replacement Indicator	Yes
Dual Ice Makers with Diamond Ice and Cocktail Ice	Yes
Ice Production (24 Hrs.), Diamond Ice (lbs.)	4.5 lbs.
Ice Production (24 Hrs.) Cocktail Ice (lbs.)	2.7 lbs.
Ice On/Off	Yes
Quick Ice	Yes
Ice Storage Capacity (lbs.)	8.7 lbs.
LED Interior and Drawer Lighting	Yes
Independent Cooling Systems	2

T42BT110NS

42-INCH BUILT-IN FRENCH DOOR REFRIGERATOR, 2 DRAWER, PRE-ASSEMBLED

FREEDOM® COLLECTION, MASTERPIECE® COLLECTION HANDLES



GENERAL FEATURES (CONTINUED)

Open Door Assist	No
Door Alarm	Yes
Childproof Lock	Yes
Cooling System	Multi-Air Flow
Maximum Sound Level	39 dBA
SoftClose Door	Yes
SoftClose Drawers	Yes
Star-K Certified Sabbath Mode	Yes
ENERGY STAR® Certified	Yes
Annual Energy Consumption	631 kWh / yr*

OPERATING TEMPERATURE

Refrigerator: 33°F (1°C) to 43°F (6°C)
Freezer Drawers: -7°F (-22°C) to 6°F (-14°C)
ThermaFlex™ Drawer: 7 Preset Modes
ThermaFresh® Pro Crisper Drawers: 10 Preset Modes
SuperCool: 34°F (1°C) for Approximately 8 Hours
SuperFreeze®: -15°F (-26°C) for Approximately 8 Hours

INSTALLATION FEATURES

Four Point Front Adjustable with 4 Wheels	Yes
Attachment Method to Cabinetry	
4 Fixation Brackets, Fixed at 4 Corners of Appliance, No Visible Screws	
Front Serviceable	Yes
Anti-tip Bracket Included	Yes
Frame Kit Included	Yes

TECHNICAL SPECS

Required Power Supply	110-120 V, 60 Hz, 15 Amp
Plug Type	3-Prong
Power Cord Length (inches)	118"

DIMENSIONS AND WEIGHT

Overall Width (Inches)	41 1/4"
Overall Height (Inches)	83 9/16" Min. – 85 1/2" Max.
Overall Depth Without Panel or Handles (Inches)	24"
Overall Depth With Panel (inches)	24 3/4"
Overall Depth with Panel and Handles (inches)	26 7/8"
Required Cutout Size (HxWxD) (Inches)	84" x 41 1/2" – 42" x 24"
Net Weight (Approx.) (lbs.)	662 lbs.
Gross Weight (Approx.) (lbs.)	715 lbs.

*Estimated annual energy consumption. Exact usage may vary.

OPTIONAL ACCESSORIES

Replacement UltraClarityPro® Water Filter	REPLFLTR55
Replacement Ethylene Starter Kit (Part No.)	17006999
Replacement Ethylene Filter Packets (Part No.)	17007000
Water Filter Bypass (Part No.)	11049963

WARRANTY

Limited Warranty, Parts & Labor	2 Years
Limited Warranty, Sealed System and Compressor, Parts & Labor	6 Years
Limited Warranty, Sealed System and Compressor, Parts Only	12 Years

SUPPLEMENTAL MATERIAL

CAD File	Click Here to Download
Installation Manual	Click Here to Download
Use & Care Guide	Click Here to Download
Warranty	Click Here to Download
Energy Guide	Click Here to Download
Home Connect® Quick Start Guide	Click Here to Download

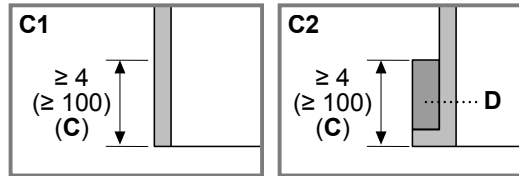
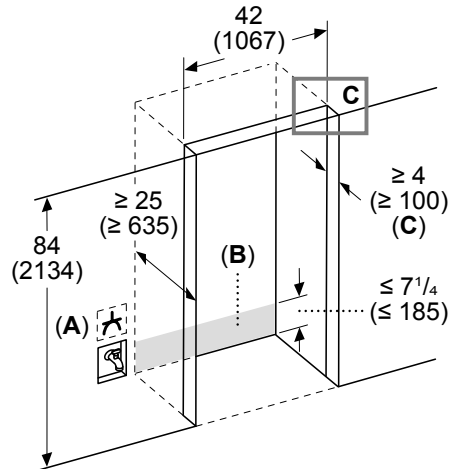
42-INCH BUILT-IN FRENCH DOOR REFRIGERATOR, 2 DRAWER, PRE-ASSEMBLED

FREEDOM® COLLECTION, MASTERPIECE® COLLECTION HANDLES



FLUSH INSTALL CUTOUT DIMENSIONS

Measurements in inches (mm)



A: Socket
B: Area for water and electric line routing

C: Furniture return
C1: Frameless cabinet
C2: Framed cabinet

D: Filler

PLANNING NOTES

Recess Depth: The refrigerator is fully flush integrated when installed in a 25" (635mm) deep cabinets with a typical panel thickness of 3/4" (19mm). Recess depth depends on kitchen design and panel thickness. Remove the pre-assembled frame for flush installation.

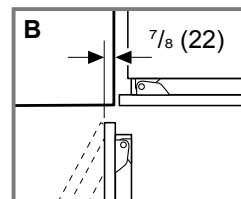
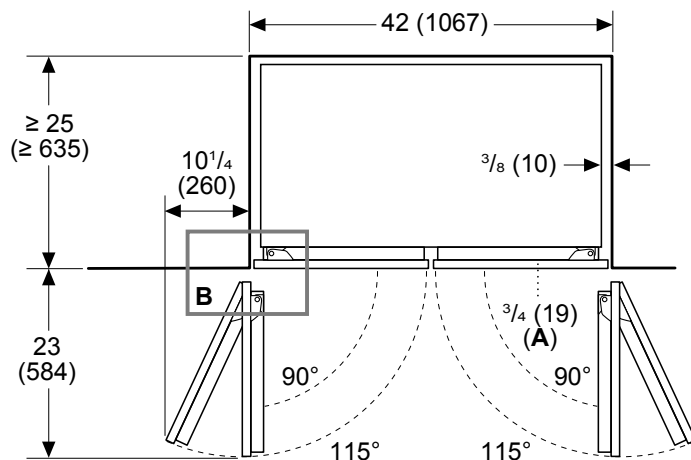
Electrical Supply: The electrical supply outlet (A) is recommended to be located in an adjacent cabinet for safety and serviceability. If it is not possible due to the construction to connect the appliance to a power outlet next to it (A), connect the appliance to a power outlet behind the appliance (B). This alternative position of the power outlet is permissible only if you can switch off the outlet with a circuit breaker in the fuse box.

Water Supply: A cold water supply is required for water dispenser and icemaker operation. Water pressure must be between 29 and 116 p.s.i. The water supply is recommended to be located in an adjacent cabinet or other area that can be accessed after the appliance is installed.

Furniture Return: The interior sides of the furniture return (C) will be partially visible when the refrigerator door is opened. Top and side returns should be finished to match the exterior furniture at a minimum depth of 4" (102 mm). Ensure that the side walls of the cutout (C) are completely flush to a depth of at least 4" (102 mm).

FLUSH INSTALL TOP VIEW CLEARANCES

Measurements in inches (mm)



A: Panel

PLANNING NOTES

Door Panels & Handles: Clearance dimensions are based on a door panel (A) thickness of ¾" (19mm). Additional clearances must be added for handles and door panels thicker than ¾" (19mm).

Clearance Requirements: The required clearances for the maximum door opening angle of 115° should be followed. The minimum required clearance to fully access all compartments is 90° door opening (B).

T42BT110NS

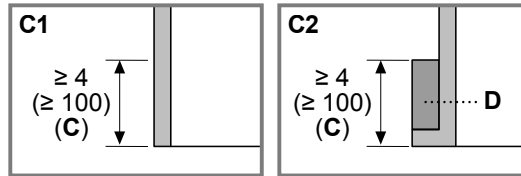
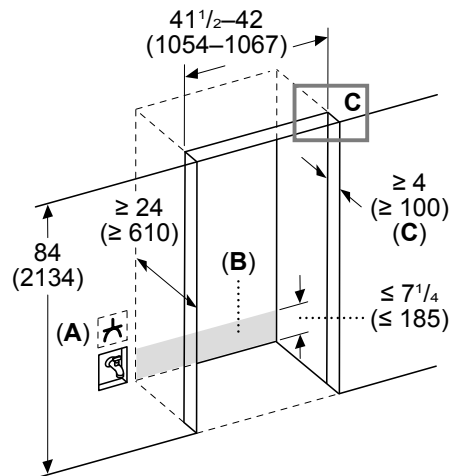
42-INCH BUILT-IN FRENCH DOOR REFRIGERATOR, 2 DRAWER, PRE-ASSEMBLED

FREEDOM® COLLECTION, MASTERPIECE® COLLECTION HANDLES



PROUD INSTALL CUTOUT DIMENSIONS

Measurements in inches (mm)



- A:** Socket
B: Area for water and electric line routing
C: Furniture return
 C1: Frameless cabinet
 C2: Framed cabinet
D: Filler

PLANNING NOTES

Width: The minimum required cutout width is 41 1/2" (1054 mm).

Depth: The minimum required cutout depth is 24" (610 mm). The refrigerator door panels will protrude slightly for a proud install.

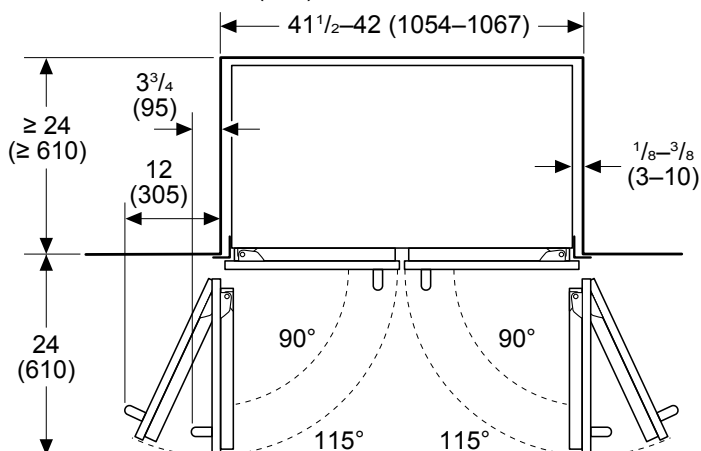
Electrical Supply: The electrical supply outlet (A) is recommended to be located in an adjacent cabinet for safety and serviceability. If it is not possible due to the construction to connect the appliance to a power outlet next to it (A), connect the appliance to a power outlet behind the appliance (B). This alternative position of the power outlet is permissible only if you can switch off the outlet with a circuit breaker in the fuse box.

Water Supply: A cold water supply is required for water dispenser and icemaker operation. Water pressure must be between 29 and 116 p.s.i. The water supply is recommended to be located in an adjacent cabinet or other area that can be accessed after the appliance is installed.

Furniture Return: The pre-assembled metal frame hides unfinished case returns for existing cabinetry that has not been custom built to accommodate the appliance. Ensure that the side walls of the cutout (C) are completely flush to a depth of at least 4" (102 mm).

PROUD INSTALL TOP VIEW CLEARANCE

Measurements in inches (mm)



PLANNING NOTES

Door Panels & Handles: Clearance dimensions are based on factory installed stainless steel door panels and handles.

Clearance Requirements: The required clearances for the maximum door opening angle of 115° should be followed. The minimum required clearance to fully access all compartments is 90° door opening.

T42BT110NS

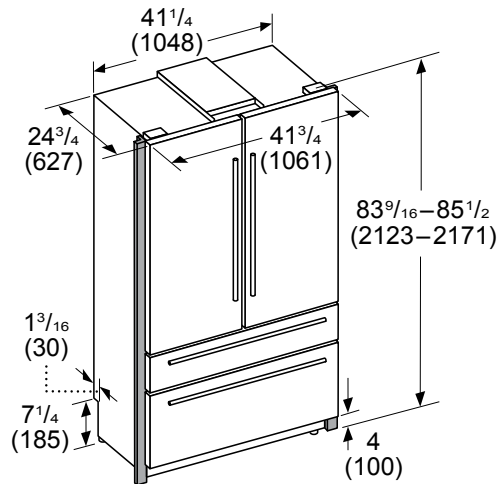
42-INCH BUILT-IN FRENCH DOOR REFRIGERATOR, 2 DRAWER, PRE-ASSEMBLED

FREEDOM® COLLECTION, MASTERPIECE® COLLECTION HANDLES

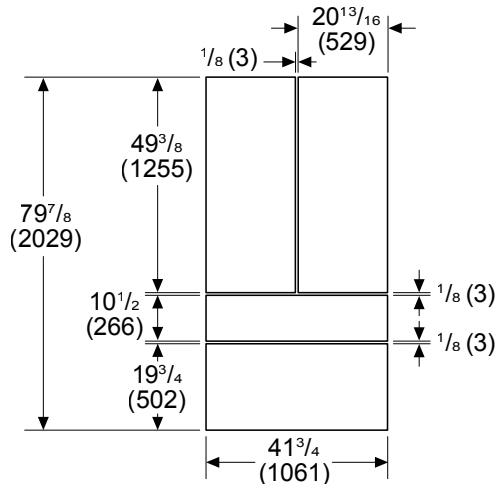


PRODUCT AND PANEL DIMENSIONS

Measurements in inches (mm)



Measurements in inches (mm)



PLANNING NOTES

Adjustable Height: The appliance height is adjustable. Recommended height for a standard 84" niche is 83 7/8". The minimum height with leveling legs fully retracted is 83 9/16". The maximum height with leveling legs fully extended is 85 1/2".

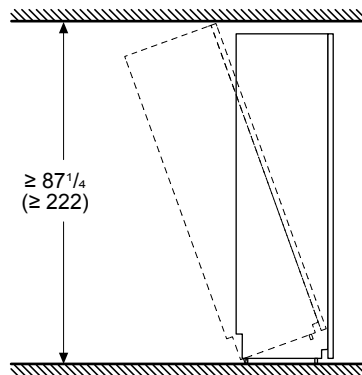
Rear Appliance Recess: The recessed area at the base can be used for routing water and electric supply lines to the appliance.

TIPPING RADIUS CLEARANCES

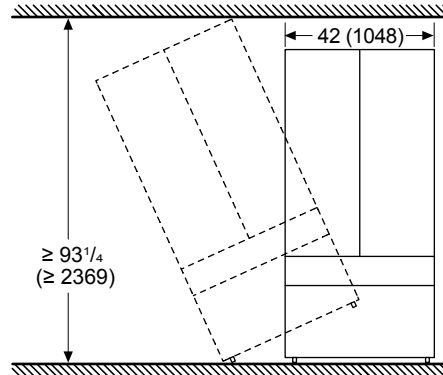
PLANNING NOTES

Be sure there is adequate ceiling height to stand the refrigerator upright when it is moved into place. The dolly wheel height must be added to the tipping radius when a dolly is used.

Measurements in inches (mm)
Front Tipping Radius



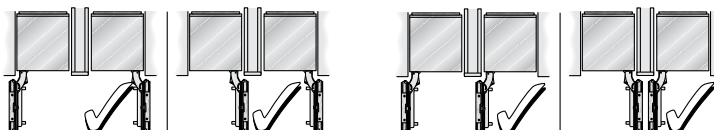
Measurements in inches (mm)
Side Tipping Radius



SIDE BY SIDE APPLIANCE INSTALLATION

PLANNING NOTES

A bottom freezer refrigerator and another column refrigeration appliance (ie. Wine Preservation Column) can be installed together only if a partition—minimum 5/8" (16mm) is placed between the two appliances. Ensure that the door panel thickness (including handles) as well as the swivel range are accounted for to prevent damage if the doors are opened at the same time.



T42BT110NS

42-INCH BUILT-IN FRENCH DOOR REFRIGERATOR, 2 DRAWER, PRE-ASSEMBLED

FREEDOM® COLLECTION, MASTERPIECE® COLLECTION HANDLES



ACCESSORIES (OPTIONAL)



REPLFLTR55
(PART NO. 11032531)
UltraClarityPro® Water Filter



17006999
Ethylene Filter Starter Kit



17007000
Ethylene Filter Refill



COMBIKIT10
Combination kit for use when
installing two bottom freezer
refrigerators side-by-side.

These warranties give you specific legal rights and you may have other rights that vary from state to state. Limited warranty from date of delivery. For complete warranty details, refer to your Use & Care manual, or ask your dealer.

Specifications are for planning purposes only. Refer to installation instructions and consult your countertop supplier prior to making counter opening. Consult with a heating and ventilation engineer for your specific ventilation requirements. For the most detailed information, refer to installation instructions accompanying product or write to Thermador indicating the model number. Specifications are correct at time of printing. Thermador reserves the right to change product specifications or design without notice. Some models are certified for use in Canada. Thermador is not responsible for products that are transported from the U.S. for use in Canada.