

ASSEMBLY INSTRUCTIONS

ITEM#U3535-05-04/05/09



Thank you for purchasing this quality product. Be sure to check all packing materials carefully for small parts that may have come loose inside the carton during shipment. Before you start assembly : Please read all instructions carefully before beginning the assembly process. It is recommended that 2 people work together during assembly to prevent personal injury and to ensure that heavy or cumbersome parts are not damaged during the process.

CAUTION: For your safety, this product requires two people to lift.

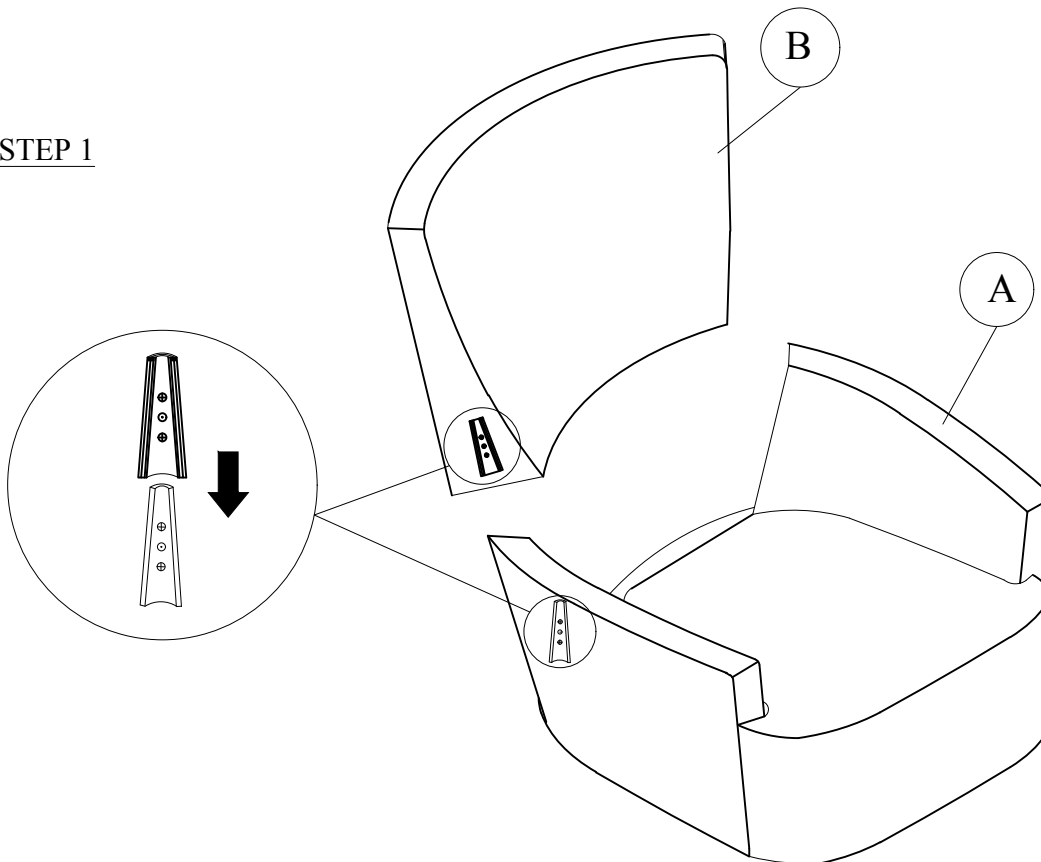
PARTS LIST

No.	DESCRIPTION	QTY
A	Seat frame	1
B	Back Cushion	1
C	Legs	4

HARDWARE LIST

No.	DESCRIPTION	QTY
1	 Allen Bolt (1/4"x 1"1/2)	1
2	 Plastic Washers	4

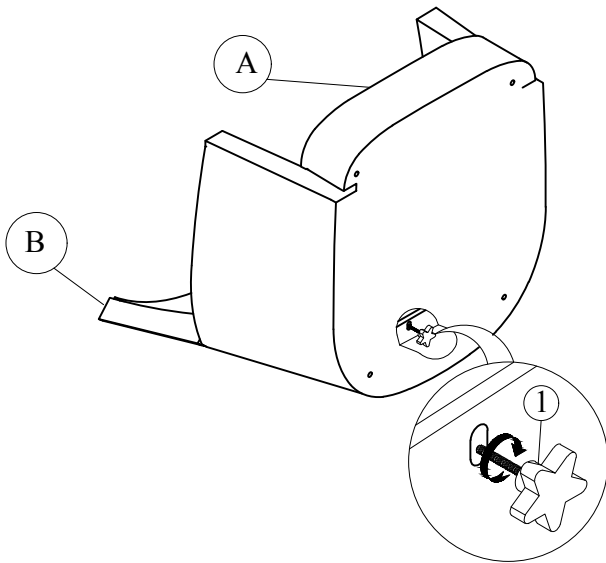
STEP 1



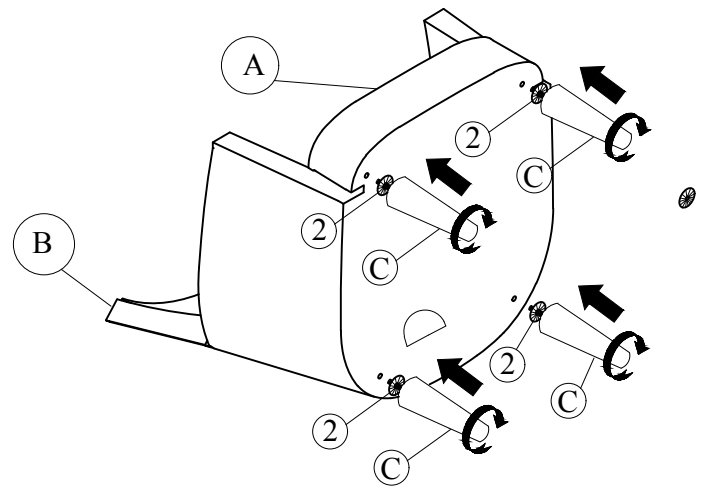
ASSEMBLY INSTRUCTIONS

ITEM#U3535-05-04/05/09

STEP 2



STEP 3



COMPLETED

