

ASSEMBLY INSTRUCTION

MADE IN VIETNAM

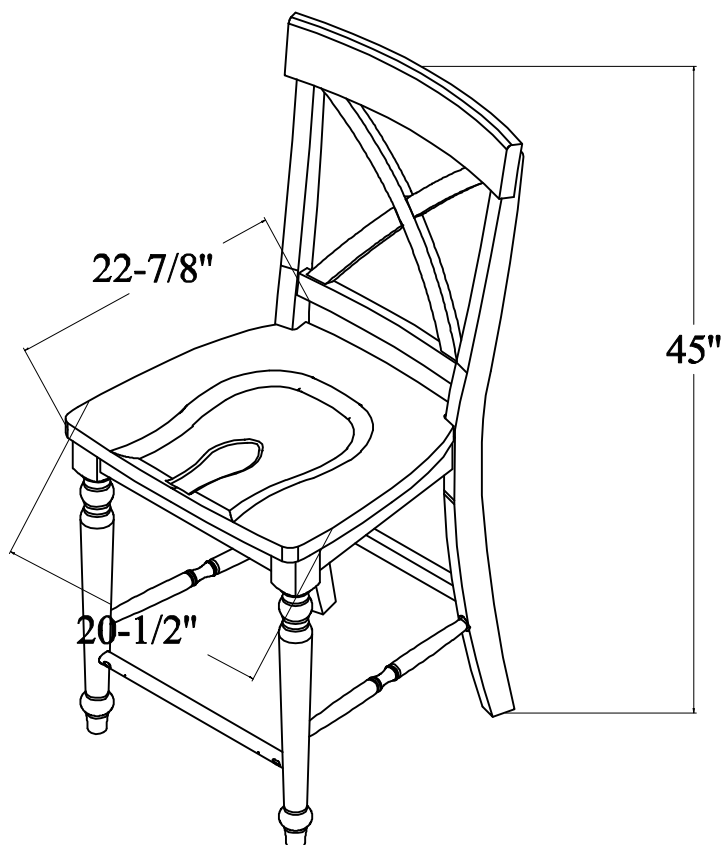
D601-24-09 BARSTOOL

Thank you for purchasing this quality product. Be sure to check all packing materials carefully for small parts that may have come loose inside the carton during shipment.

Before you start assembly: Please read all instructions carefully before beginning the assembly process. It is recommended that 2 people work together during assembly to prevent personal injury and to ensure that heavy or cumbersome parts are not damaged during the process.


CAUTION: For your safety, this product requires two people to lift.

Assembled Dimensions




20 MINUTES

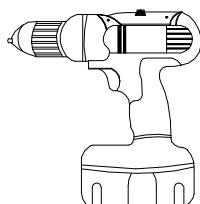
APPROXIMATE ASSEMBLE TIME



2 PERSON



REQUIRED ASSEMBLY SPACE

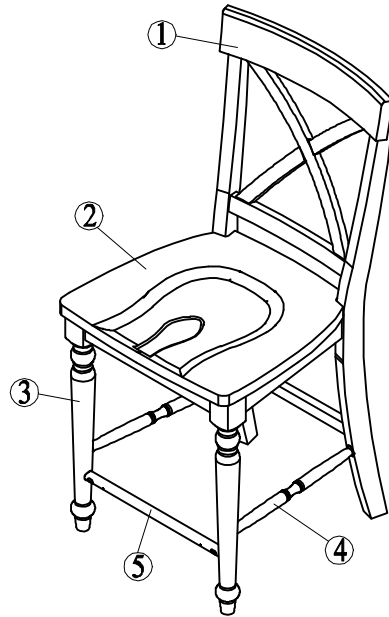


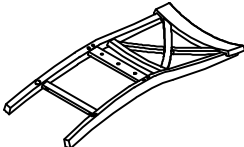
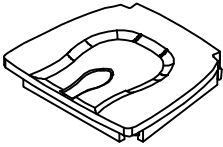
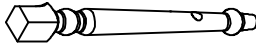
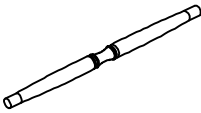
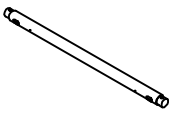
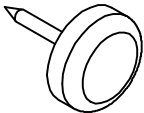
REQUIRED ASSEMBLY TOOLS

NOT
PROVIDED

ITEM NO. : D601-24-09 BARSTOOL

PART LIST



NO.		PART LIST	Q.TY
(1)		Chair Back	1
(2)		Seat Panel	1
(3)		Front Leg Left - Right	2
(4)		Side Stretcher	2
(5)		Front Stretcher with metal cap	1
(6)		Plastic Glide	4

ITEM NO. : D601-24-09 BARSTOOL

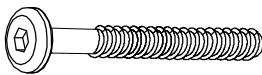
HARWARE LIST

A



4X
Ø 5/16"*50mm
SHORT BOLT

B



4X
Ø 5/16"*89mm
LONG BOLT

C



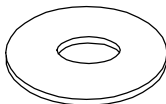
1X
Ø 5/16"*38mm
SHORT BOLT

D



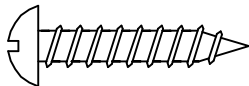
9X
Ø 5/16"*12*2mm
SPRING WASHER

E



9X
Ø 5/16"*16*2mm
FLAT WASHER

F



6X
Ø 8*38mm
SCREW

G



1X
M4*59mm
"L" ALLEN KEY

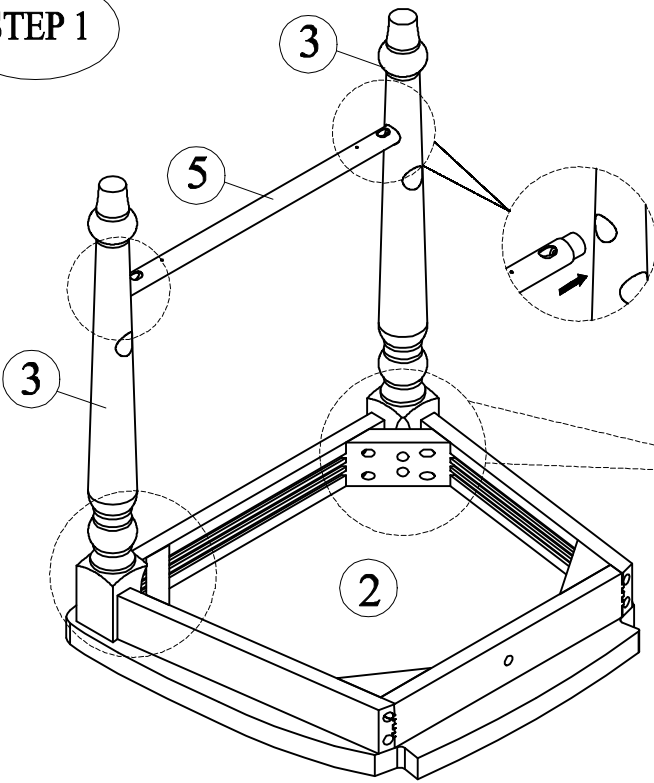
H







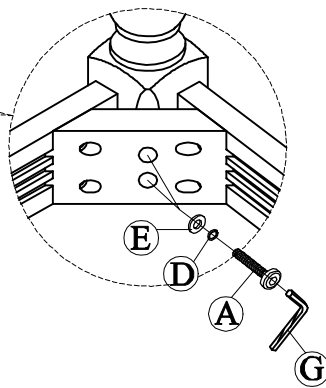
1X
M4*100mm
"STRAIGHT" ALLEN KEY

ITEM NO. : D601-24-09 BARSTOOL

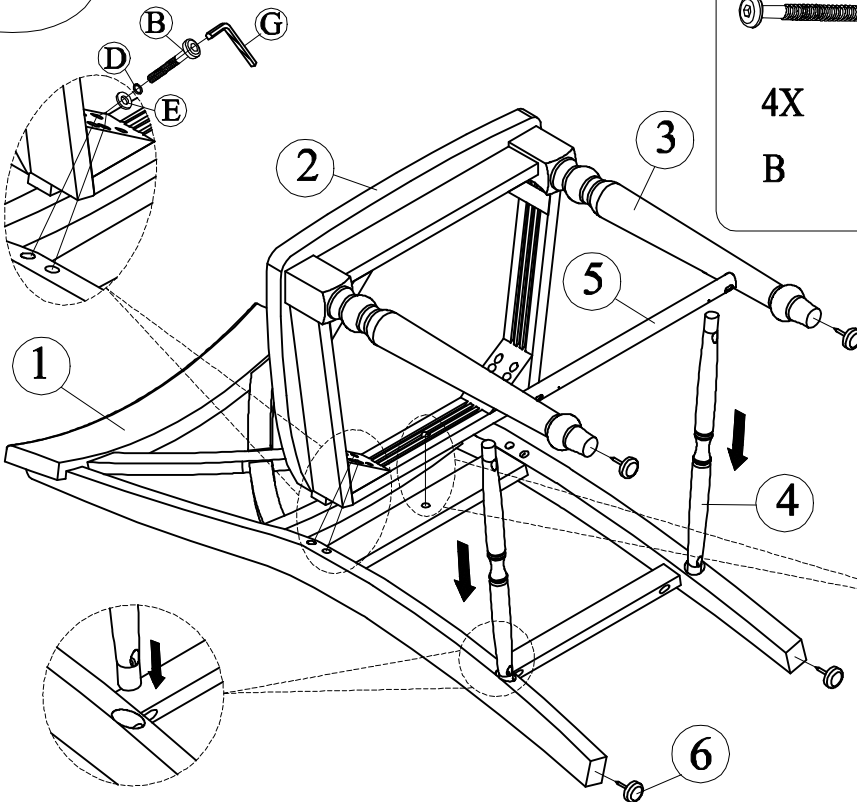
STEP 1







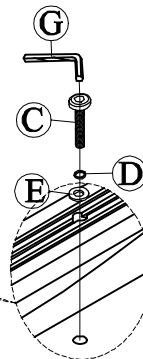
			
4X	4X	4X	1X
A	D	E	G



STEP 2

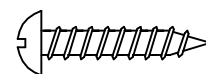
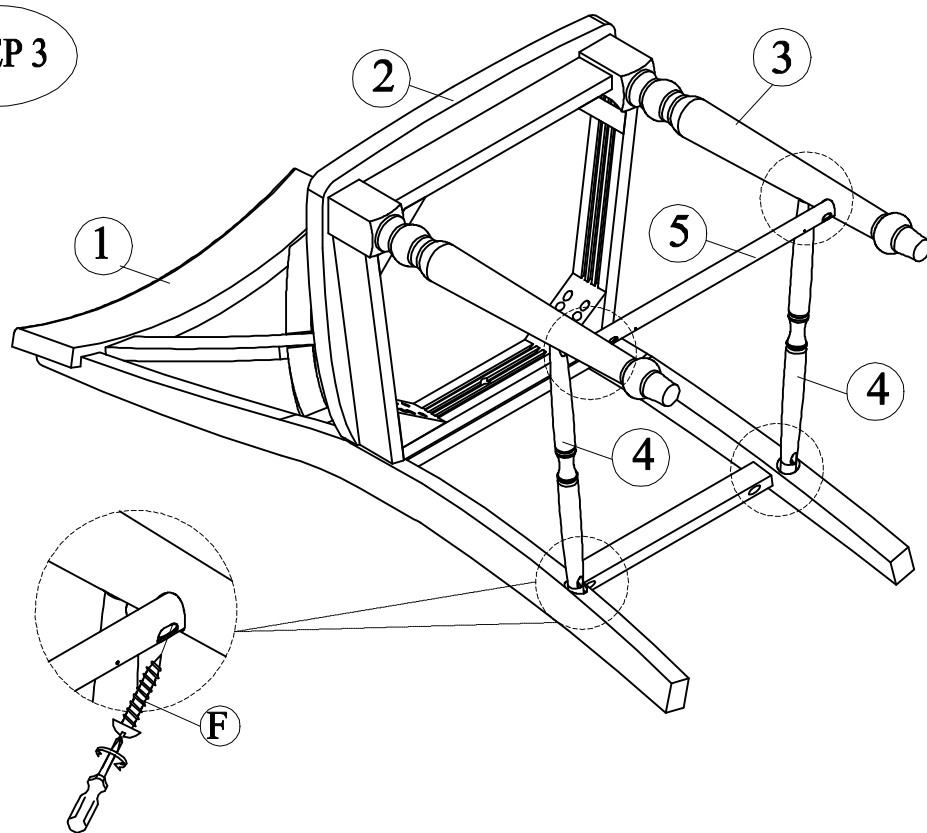


			
4X	5X	5X	1X
B	D	E	C



ITEM NO. : D601-24-09 BARSTOOL

STEP 3



6X
F

STEP 4

