



Fabric Power Reclining Sectional with Power Headrest 2904-SECTPH shown with 57H, 23, 19, & 58H pieces

FLEXSTEEL®

© Flexsteel Industries, Inc. | Last Updated 02/23

19 59H	57H 58H	23	FEATURES
●	●	●	Flexsteel Spring Unit
			DualFlex
		●	Sinuous Wire
			Back Construction
●	●	●	Attached
			Seat Construction
●	●	●	Attached
			Seat Cushion(s)
●	●	●	High-Density (HC)
	○		Tailoring
			Arm Covers

- Standard  
○ Optional

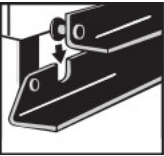
PRODUCT DIMENSIONS	OVERALL			SEAT			Arm Height	Open Depth	Wall Clearance
	Height	Width	Depth	Height	Width	Depth			
Armless Chair -19	42"	27"	39"	20"	27"	21"			
Full Wedge -23	42"	64"	39"	20"	41"	21"			
LAF Power Recliner with Power Headrest -57H	42"	31"	39"	20"	24"	21"	24"	68"	5"
RAF Power Recliner with Power Headrest -58H	42"	31"	39"	20"	24"	21"	24"	68"	5"
Armless Power Recliner with Power Headrest -59H	42"	26"	39"	20"	26"	21"		67"	5"
Straight Console -72	42"	10"	39"	24"	9"	3"			

NOTES

Power controls on both arms effortlessly adjust the recline, keeping you comfortable  
Home button returns the headrest and footrest to their original positions with one touch  
USB charging port built into power control keeps devices powered up and ready to use  
Storage console houses snacks, remotes and other personal items  
Two drink holders keep beverages close at hand  
Divided back cushions cradle your neck, back and lower lumbar for enhanced comfort  
Streamlined inset padded armrests have a seamless look and comfortable feel  
Built to last with our patented Flexsteel DualFlex Spring System™—sturdy steel ribbons attached to flexible coils that offer a wide range of motion and durability  
High-density cushions consist of a high-resiliency, high-density polyurethane foam core with a soft fiber wrap that ensures comfort as you sit and recline  
Available in over 250 fabrics to suit any décor  
Available in durable, cleanable performance fabrics that will withstand everyday use by an active family  
Removable back allows for easy lifting and maneuvering through doorways  
The power control allows you to independently adjust the recline and headrest. A separate home button returns the headrest and footrest to their original positions with one touch.  
A USB port is included on the power control for powering electronics.  
Zero draw technology only uses power when the USB port is in use.



Power Recline  
& Headrest

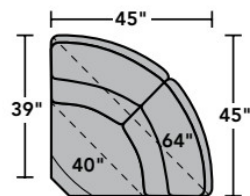


Interlocking Brackets  
Interlocking brackets securely attach one sectional component to another to prevent them from separating even when reclining.

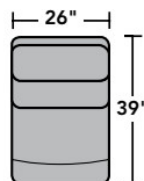
## 2904 Rio Sectional | Components & Configurations

### Components

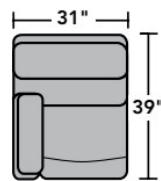
LAF = Left-Arm-Facing  
RAF = Right-Arm-Facing



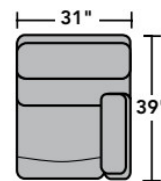
2904-23  
Full Wedge



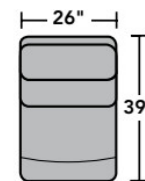
2904-19  
Armless Chair



2904-57  
LAF Recliner  
2904-57M  
LAF Power Recliner  
2904-57H  
LAF Power Recliner  
with Power Headrest



2904-58  
RAF Recliner  
2904-58M  
RAF Power Recliner  
2904-58H  
RAF Power Recliner  
with Power Headrest

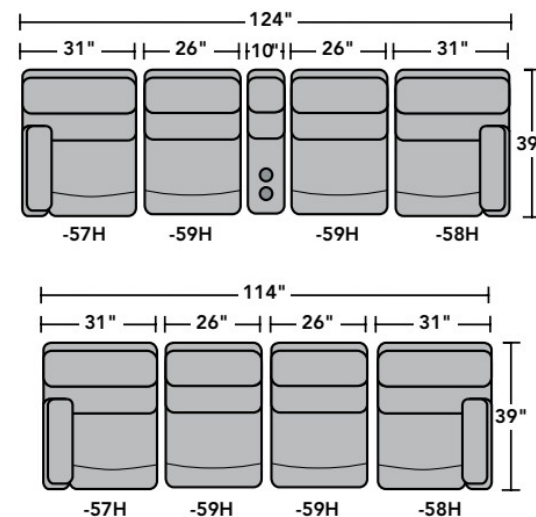
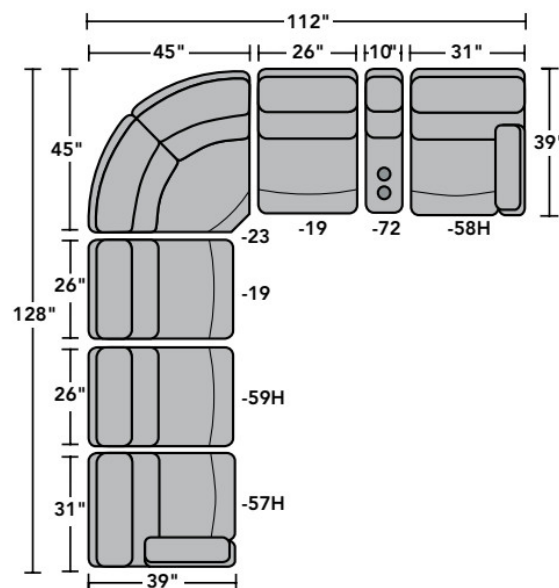
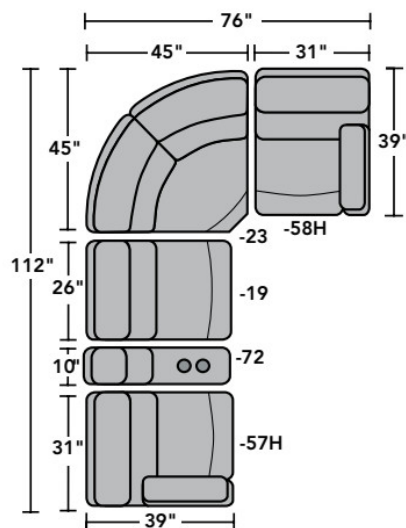


2904-59  
Armless Recliner  
2904-59M  
Armless Power Recliner  
2904-59H  
Armless Power Recliner  
with Power Headrest



2904-72  
Straight Console

### Sample Configurations



Scale 1/4"=1'

Dimensions are in inches and are subject to variance.  
© Flexsteel Industries, Inc. 7/18  
FLX-CP-FR-CC-2904

## Reclining Sofas & Sectionals



FLEXSTEEL®