

# 24" Marvel High-Efficiency Gallery Single Zone Wine Cellar

Model # ML24WSG1\*\*

- Dynamic Cooling Technology™ delivers rapid cooldown and the industry's best temperature stability
- Three display racks with Vibration Neutralization System™ protect wine from vibration
- MARVEL Intuit™ Integrated Controls provide precise temperature management from 40°F to 65°F
- Two-stage, soft white theatre-style LED lighting and midnight black interior
- Thermal-efficient cabinet ensures optimum food preservation and energy efficiency while maximizing capacity
- Tinted, UV-resistant dual pane glass door protects wine from damaging ultra-violet light
- Natural maple shelf fronts are stainable to match cabinetry
- Roller-glide shelf system
- Close Door Assist System™ gently and automatically closes door
- Audible and visual alarms signal when door is left ajar to protect wine integrity and energy use
- Vacation/Sabbath mode conserves energy during times when the unit is not in use and complies with Star-K requirements
- Sleek stainless steel door, designer handle and adjustable black toe grill
- Height adjustment up to 1" with leveling legs
- Up to 2x more efficient than leading competitors
- 4" black adjustable toe kick
- Vibration Neutralization System™ protects wine from agitation
- 1-year warranty



## Storage Capacity

Up to 27 bottles total  
Accommodates magnum bottle storage

## Storage Configuration

- (1) 5-bottle gallery roller-glide display wine racks
- (2) 7-bottle gallery roller-glide display wine racks
- (1) 8-bottle roller-glide wine rack

## Product Dimensions

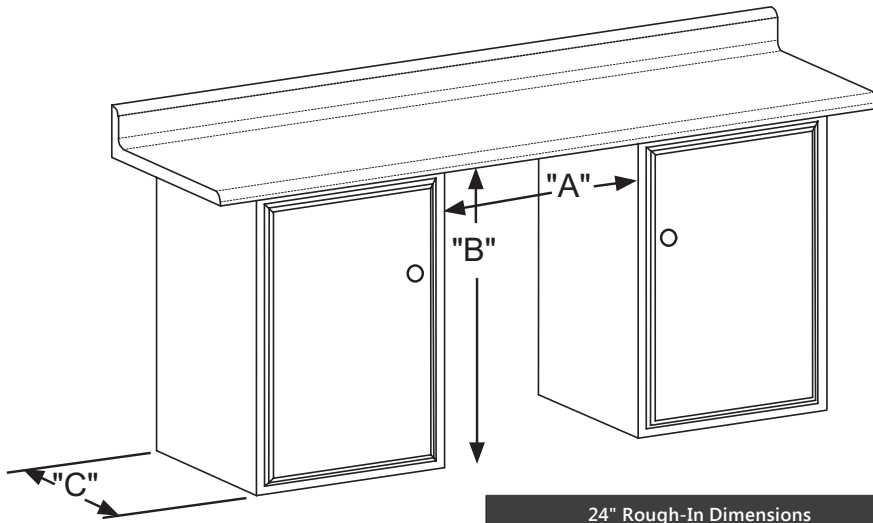
23<sup>7</sup>/<sub>8</sub>" W x 33<sup>3</sup>/<sub>4</sub>" minimum H x 25<sup>5</sup>/<sub>8</sub>" D  
(including handle)

## Finish/Door Options

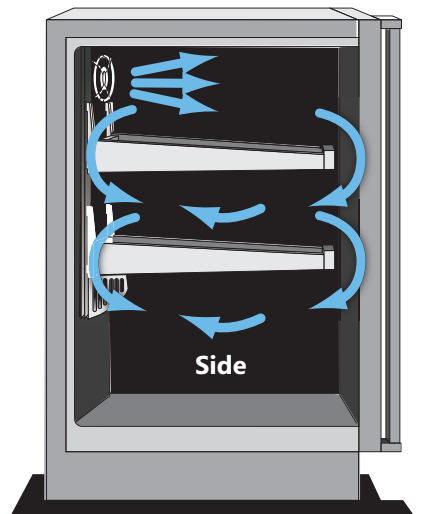
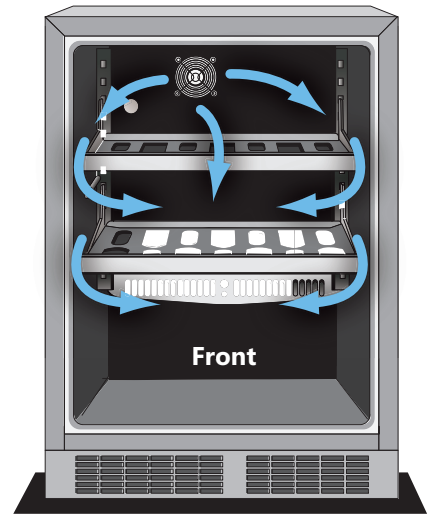


Stainless Steel

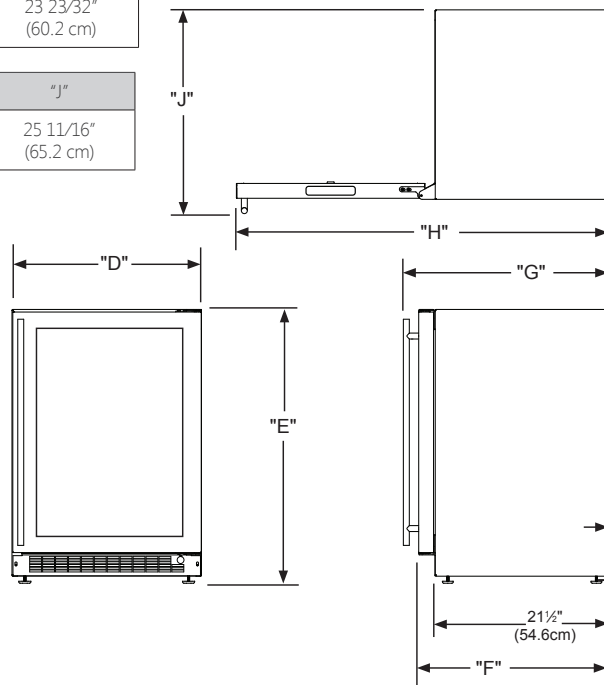
Ordering Details	
Stainless Steel Frame Glass Door, Right Hinge	ML24WSG1RS
Stainless Steel Frame Glass Door, Left Hinge	ML24WSG1LS



24" Rough-In Dimensions		
"A"	"B"	"C"
24" (61 cm)	**34" to 35" (86.4 to 88.9 cm)	24" (61 cm)



Cabinet Dimensions		
"D"	"E"	"F"
23 7/8" (60.7 cm)	33 3/4" to 34 3/4" (85.7 to 88.3 cm)	23 23/32" (60.2 cm)
"G"	"H"	"J"
25 21/32" (65.2 cm)	46 13/32" (117.9 cm)	25 11/16" (65.2 cm)



### Dynamic Cooling Technology™ delivers rapid cool down and the industry's best temperature stability

The distinctive Marvel design features a thermal-efficient cabinet and door combined with Dynamic Cooling Technology™ for superior temperature stability, faster cooling times and speedy temperature recovery even with high frequency.

<b>Width</b>	23 7/8"
<b>Interior Finish</b>	Black
<b>Capacity</b>	Up to 27 wine bottles
<b>Shelving System</b>	Side mount - tray
<b>Shelf Fronts</b>	Black painted maple
<b>Other Storage</b>	2 Roll out 7 bottle display racks 1 roll-out 5 bottle display rack
<b>Interior Lighting</b>	2 White LED Pods
<b>Toe Grill Finish</b>	Black
<b>Hinge</b>	Classic Hinge
<b>Handle</b>	Designer

<b>Control Type</b>	Intuit™
<b>Temperature Range</b>	40° - 65° F
<b>Lock</b>	NA
<b>Electrical Requirements</b>	120V / 60Hz / 15A
<b>Length of Power Cord</b>	5'
<b>Product Dimensions</b>	23 7/8" W x 33 3/4" H x 21 1/2" D
<b>Depth to Front of Door</b>	23 23/32"
<b>Depth to Handle</b>	25 21/32"
<b>Depth with door at 90°</b>	46 13/32"
<b>Shipping Weight</b>	160 lbs

<b>Finishes</b>	SS
<b>Vacation / Sabbath Mode</b>	Yes
<b>Agency Approvals</b>	CSA
<b>Energy Star Certified</b>	NA

### Finishes Key

SS = Stainless Steel