

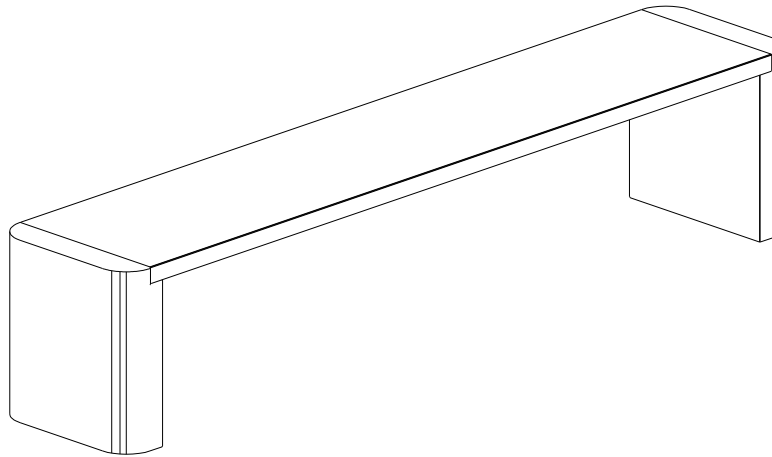
# MOE'S

h o m e   c o l l e c t i o n

## ASSEMBLY INSTRUCTIONS.

POST DINING BENCH LARGE BLACK

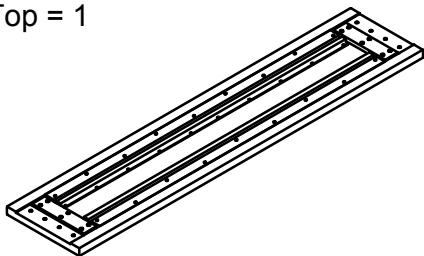
BC-1121-02



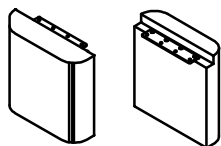
THANK YOU FOR YOUR PURCHASE!

## PARTS LIST

A. Top = 1

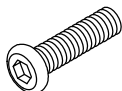


B. Leg = 2



## HARDWARE LIST

1. Bolt  
M6x25 = 8



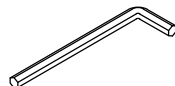
2. Spring Washer  
M6.5x11 = 8



3. Flat Washer  
M6.5x16 = 8



4. Allen key  
M4 = 1



## NOTES.

Thank you for purchasing this quality product! Be sure to check all packing material carefully for small part that may have come loose inside the carton during shipping.

## CAUTION:

The item is heavy, assembly should be performed by two people.

