



Liberty Furniture
INDUSTRIES, INC

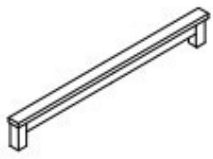

ASSEMBLY INSTRUCTION

Item#: 406-BR24F

DESCRIPTION: KING PLATFORM FOOTBOARD





Thank you for purchasing this quality product. Be sure to check all packing material carefully for small parts which may have come loose inside the carton during shipment. Identify and count all parts and compare with the parts List Below:

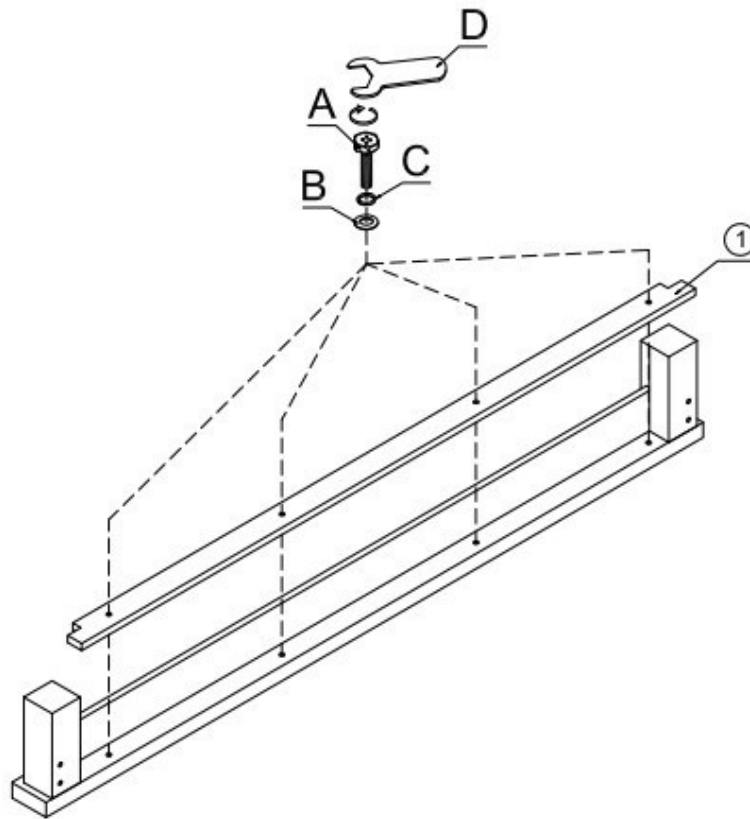

PART LIST:

	① 
FOOTBOARD: 1PC	UNDER TOP RAIL: 1PC

②

HARDWARE LIST

NO.	Drawing	Description	Q'ty
A		Bolt Ø5/16"x 1-1/2"	4pcs
B		Flat washer (Ø5/16"x19mm)	4pcs
C		Spring washer (Ø5/16")	4pcs
D		Ø5/16" Wrench(12mm)	1pc



CLEANING INSTRUCTION

Clean the King Platform Footboard surface with a furniture polish and a soft cloth.

Made in VietNam