



*ASSEMBLY INSTRUCTIONS
COASTER FINE FURNITURE*



Fine Furniture for every stage of life

**509423
CHAIR**

REVISION 0: 12/10/2021
REVISION 1: 07/19/2022

COASTERFURNITURE.COM

ITEM: 509423

ASSEMBLY INSTRUCTIONS

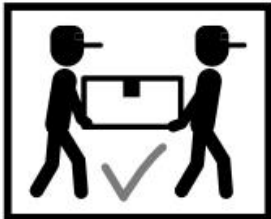
ASSEMBLY TIPS:

1. Remove hardware from box and sort by size.
2. Please check to see that all hardware and parts are present prior to start of assembly.
3. Please follow attached instructions in the same sequence as numbered to assure fast & easy assembly.



WARNING!


1. Don't attempt to repair or modify parts that are broken or defective. Please contact the store immediately.
2. This product is for home use only and not intended for commercial establishments.



ASSEMBLY TIME 20 MINUTES

PARTS IDENTIFICATION

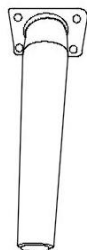
A



CHAIR

1PC




B



LEG

4PCS

Z **HARDWARE PACKAGE**

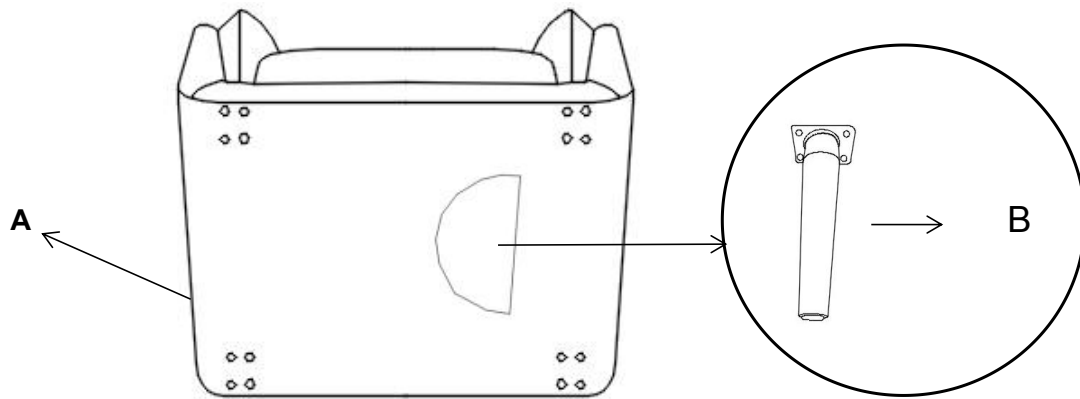
NO	DESCRIPTION	FIGURE	Q'TY
(1)	SHORT BOLT φ12MM*34MM		16PCS
(2)	FLAT WASHER φ10MM		16PCS
(3)	ALLEN WRENCH φ4MM		1PCS

ITEM: 509423

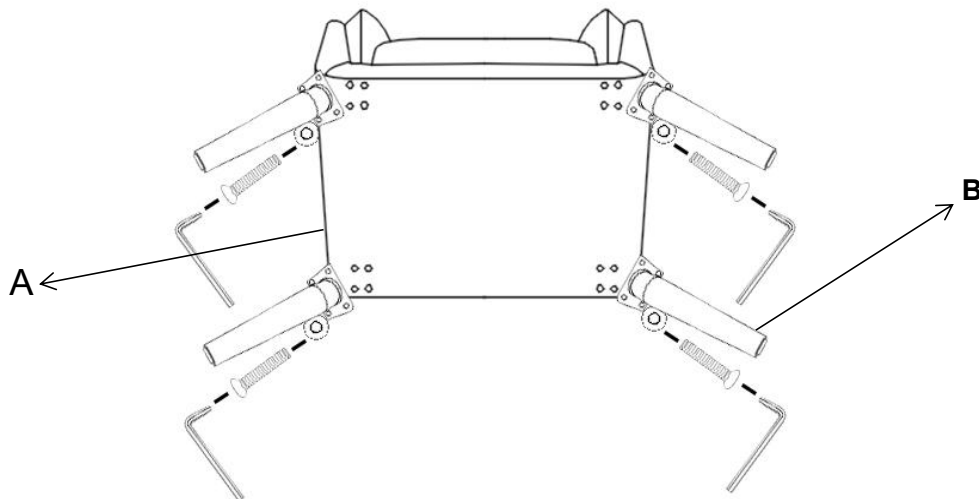
ASSEMBLY INSTRUCTIONS



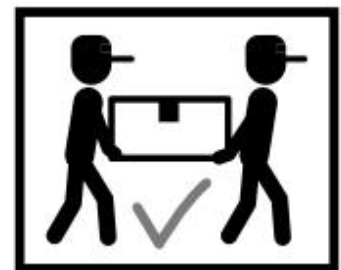

STEP 1



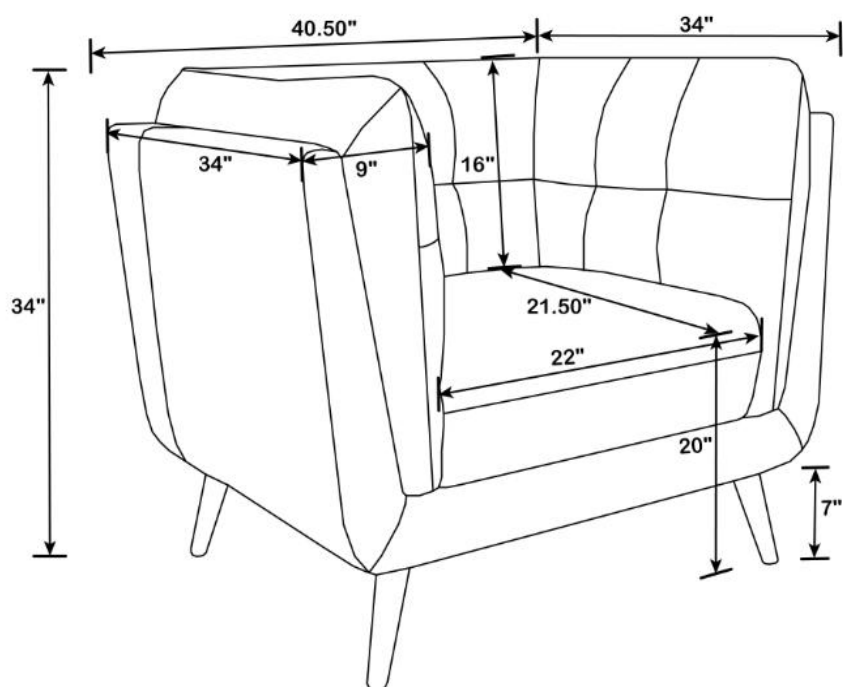
STEP 2



STEP 3



ITEM: 509423



Note : Dimension tolerance $\pm 5\%$

COASTERFURNITURE.COM